



**CHAMPION**

东莞市全鹏电子科技有限公司  
DONGGUAN CHAMPION ELECTRONIC TECHNOLOGY CO., LTD.

承认书 (APPROVAL SHEET)

品名 PART NAME	METALLIZED POLYPROPYLENE FILM CAPACITOR (MKP-QP)
承认规格 APPROVE ITEM	125K160VDC P=27.5mm
全鹏料号 CHAMPION PART NO	MPP125K0160DXXF1B2815
客户名称 CUSTOMER	华秋
客户料号 PART NO	
送样承认日期 DATE	2019.8.27

承认印  
APPROVAL STAMP

供应商 VENDER	客 户 CUSTOMER
东莞市全鹏电子科技有限公司  联系人: 谢先生 联系电话: 13929202898 东莞市茶山镇卢边恒兴昌工业园 B 栋 4 楼 TEL:0769-86862908 FAX:0769-86862918 www.champion-dg.com	



文件名称	MKP Approval Sheet-QP (BOX-TYPE Metallized Polypropylene Film Interference Suppression Capacitor)	文件编号	QP-AP-28	页码	1/6
------	------------------------------------------------------------------------------------------------------	------	----------	----	-----

1. Scope:

This specification applied to capacitor for type MPX(BOX-TYPE Metallized Polypropylene Film Interference Suppression Capacitor)

2. Operation Temperature:

-40°C ~ +110°C

3. Capacitance Range:

0.001uF ~ 15 uF

4. Capacitance Tolerance:

±2%(G)、±3%(I)、±5%(J)、±10%(K)、±20%(M)

5. Rated Voltage:

50VDC、63VDC、100VDC、250VDC、400VDC、500VDC、520V、630VDC、1KVDC

6. CHAMPION Part No.:

□□□   
 □□□   
 □   
 □□□□   
 □   
 □□□□   
 □   
 □□   
 □□

(tape) (capacitance) (tolerance) (rated voltage) (Dc/Ac) (BOX TYPE) (lead forming) (lead pitch) (lead length)

6-1 tape:

Code	PEI	MEF	MEM	MPP	PEN	PPN	PPS	MEC	MET
Tape	PEI	MEF	MEM	MPP	PEN	PPN	PPS	MEC	MET

6-2 Capacitance:

Code	472	103	104	205
Capacitance	0.0047uF	0.01 uF	0.1uF	2.0 uF

6-3 Tolerance:

Code	F	G	H	I	J	K	M
Toleranc	±1%	±2%	±2.5%	±3%	±5%	±10%	±20%

e							
---	--	--	--	--	--	--	--



**CHAMPION**

**东莞市全鹏电子科技有限公司**

版本

1/A

文件名称

**MKP Approval Sheet-QP**  
(BOX-TYPE Metallized Polypropylene)

文件编号

**QP-AP-28**

页码

**2/6**

Film Interference Suppression Capacitor)

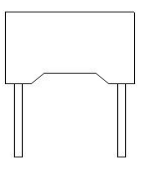
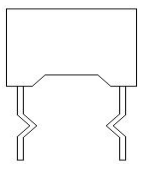
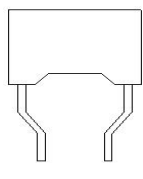
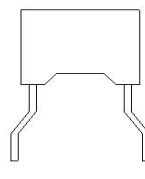
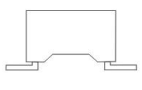
6-4 Rated Voltage: Showing the real working voltage indicated. For example: 0630 -> 630V, 1000 -> 1KV。

6-5 D→DC; A→AC

6-6 BOX TYPE:

Code	XXB3	C2-1	XXC3	C5-1
Size(m m)	10 (W) × 4 (T) × 9 (H)	13 (W) × 5 (T) × 11 (H)	13 (W) × 6 (T) × 12 (H)	13 (W) × 8 (T) × 14 (H)
Code	XXD7	XXD2	XXD4	XXD5
Size(m m)	18 (W) × 10.8 (T) × 19 (H)	18 (W) × 6 (T) × 12 (H)	18 (W) × 8.4 (T) × 14.5 (H)	18 (W) × 9.5 (T) × 15.5 (H)
Code	XXE1	XXE2	XXE3	XXE4
Size(m m)	26.5 (W) × 6 (T) × 15 (H)	26.5 (W) × 7 (T) × 16.5 (H)	26.5 (W) × 8.5 (T) × 17 (H)	26.5 (W) × 10 (T) × 19 (H)
Code	XXF1	XXF2	XXF3	XXF4
Size(m m)	31.4 (W) × 11 (T) × 20 (H)	31.5 (W) × 13 (T) × 22 (H)	31 (W) × 14 (T) × 25 (H)	32 (W) × 16 (T) × 25.5 (H)

6-7Lead forming:


Code	B	R	U	W	T	S
Lead Forming					TAPING	

6-8 Lead Pitch: Showing the capacitor lead pitch, For example:

Code	08	10	15	23	28
Pitch(mm)	7.5mm	10mm	15mm	22.5mm	27.5mm


6-9 Lead length: Showing the capacitor lead Length, For example:

Code	03	04	10	15	25	30	40
Length(m m)	3.5mm	4mm	10mm	15mm	25mm	30mm	40mm

 <b>CHAMPION</b>		<b>东莞市全鹏电子科技有限公司</b>		版本	1/A
文件名称	MKP Approval Sheet-QP (BOX-TYPE Metallized Polypropylene Film Interference Suppression Capacitor)	文件编号	QP-AP-28	页码	3/6

7. Specifications ( IEC60384-14)

No	Test items	Performance	Test Method
7-1	Withstand voltage (Between Terminals)	Shall be no abnormality	150%UR(DC )Test Of60sec.
	Between terminal and Enclosure	Shall be no abnormality	UR× 200%+1500VAC, 60sec.
7-2	Insulation resistance (Between Terminals)	$C_R \leq 0.33\mu F$ $IR \geq 15,000M\Omega$ $C_R > 0.33\mu F$ $IR \geq 5,000 M\Omega \div$ C(uF)	Measured at $100 \pm 15VDC$ , For 60sec / $25^\circ C$
7-3	Capacitance	Within the tolerance specified	1KHz, 1Vrms Max. at $25^\circ C$
7-4	Dissipation Factor	0.001 (0.1%) Max.	1KHz, 1Vrms Max. at $25^\circ C$

 <b>CHAMPION</b>		<b>东莞市全鹏电子科技有限公司</b>		版本	1/A
文件名称	MKP Approval Sheet-QP (BOX-TYPE Metallized Polypropylene Film Interference Suppression Capacitor)	文件编号	QP-AP-28	页码	4/6

7-5	Tense Strength of Terminal	No wire breakage and No Damage of Capacitor	1. Load Force : 1.0 Kg 2. Holding Time : 10 ± 1sec
7-6	Bending Strength of Terminal	No wire breakage and No Damage of Capacitor	1. Load Force : 0.5 Kg 2. Bending Time : 4 x 90° in 5sec
7-7	Solder-ability	95% Of The Surface Tinning	a. Solder temperature: 270 ±5°C b. Solder time: 2±0.5sec
7-8	Heat Shock test	(1) Appearance : No Visible Damage (2) Withstand Voltage : Normal (3) Capacitance Change : ≤ ±3% of The Initial Value	The terminal of capacitor shall be immersed in the melting solder. a. Solder temperature: 270 ±5°C b. Solder time: 3±0.5sec c. Test Voltage: 150% of The Rate Voltage For 1min.
7-9	Cold Resistance	(1) Appearance : No Visible Damage (2) Capacitance Change : ≤ 0~-10% of The Initial Value	a. Test Temperature: -40°C b. Test Times: 2Hrs
7-10	Dry Heat Resistance	(1) Appearance : No Visible Damage (2) Withstand Voltage : Normal (3) Capacitance Change : ≤ +5~-2% Of The Initial Value (4) Insulation Resistance: ≥50%of the rated value	a. TEST TEMPERATURE: 110°C ± 2°C b. Test Times: 2Hrs



CHAMPION

东莞市全鹏电子科技有限公司

版本

1/A

文件名称

**MKP Approval Sheet-QP**

(BOX-TYPE Metallized Polypropylene  
Film Interference Suppression Capacitor)

文件编号

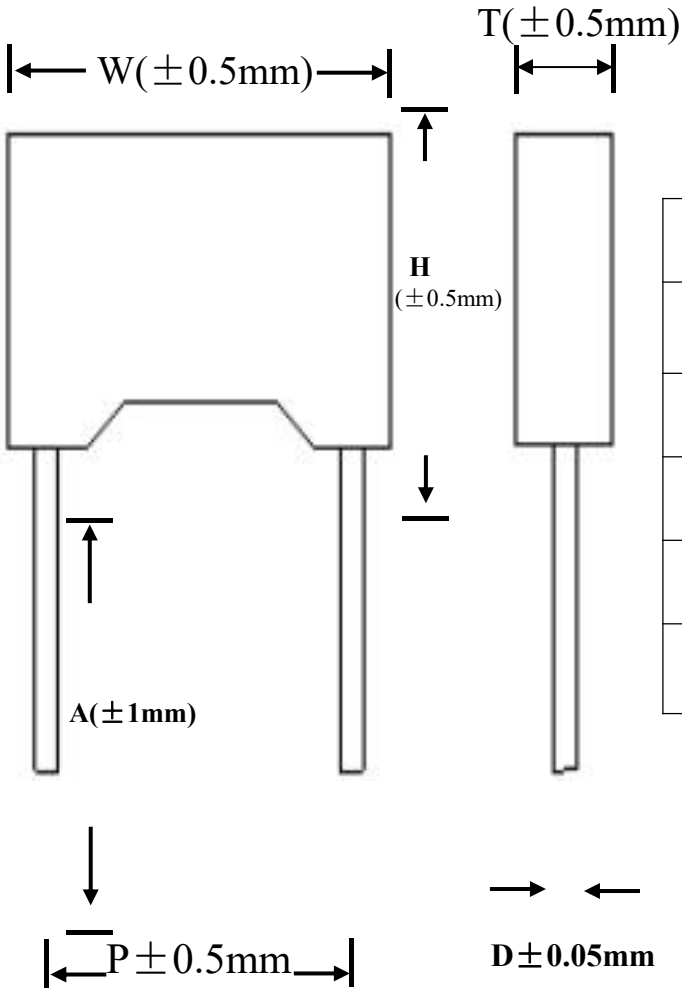
**QP-AP-28**

页码

**5/6**



### 8. Dimensions:



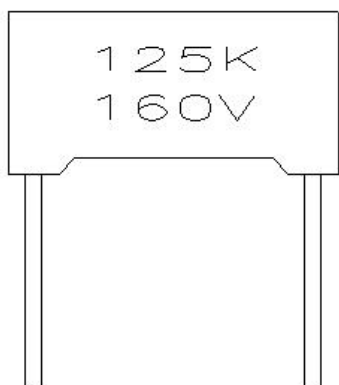
CAPACITOR BODY SIZE (Unit:mm)							
CAP	RV	BOX TYPE	W $\pm 0.5$	H $\pm 0.5$	T $\pm 0.5$	D $\pm 0.05$	p $\pm 0.5$
125	160	F1	31.4	19.5	10.8	0.8	27.5

B	R	U	W		T	S
					TAPING (refer to next page)	Customer Require
CAP	RV	Lead Style	B model-A section $\pm 1\text{mm}$ K.R.U.W model -A section $\pm 0.5\text{mm}$	K.R.U.W model-B section $\pm 0.5\text{mm}$	$P(\pm 0.5\text{mm})$	
125	160	B	15		27.5	



文件名称	MKP Approval Sheet-QP (BOX-TYPE Metallized Polypropylene Film Interference Suppression Capacitor)	文件编号	QP-AP-28	页码	6/6
------	---------------------------------------------------------------------------------------------------------	------	----------	----	-----

9. Marking:



125	CAPACITY CODE
K	CAPACITANCE TOLERANCE
160	RATED VOLTAGE
V	VOLTAGE UNIT

10. Storage conditions and duration

Packaged capacitors should be kept in clean, ventilated, dry coffers, not near the heat source, not subject to direct sunlight, is strictly prohibited and chemical reagents, acid and harmful gas storage together.

Capacitor at a temperature within the range 20 ~ 25 °C, humidity less than 50% of the state of storage for one year.