

# Shielded Power Inductors—MSS1210



- 12.3 × 12.3 mm footprint; 10 mm high shielded inductors
- 27 inductance values from 10  $\mu\text{H}$  to 10 mH
- Low DCR and excellent current handling

**Core material** Ferrite

**Core and winding loss** See [www.coilcraft.com/coreloss](http://www.coilcraft.com/coreloss)

**Environment** RoHS compliant, halogen free

**Terminations** RoHS compliant matte tin over nickel over phos bronze. Other terminations available at additional cost.

**Weight:** 5.1–6.2 g

**Ambient temperature**  $-40^{\circ}\text{C}$  to  $+85^{\circ}\text{C}$  with (40 $^{\circ}\text{C}$  rise) Irms current.

**Maximum part temperature**  $+125^{\circ}\text{C}$  (ambient + temp rise). **Derating.**

**Storage temperature** Component:  $-40^{\circ}\text{C}$  to  $+125^{\circ}\text{C}$ .

Tape and reel packaging:  $-40^{\circ}\text{C}$  to  $+80^{\circ}\text{C}$

**Resistance to soldering heat** Max three 40 second reflows at  $+260^{\circ}\text{C}$ , parts cooled to room temperature between cycles

**Moisture Sensitivity Level (MSL)** 1 (unlimited floor life at  $<30^{\circ}\text{C}$  / 85% relative humidity)

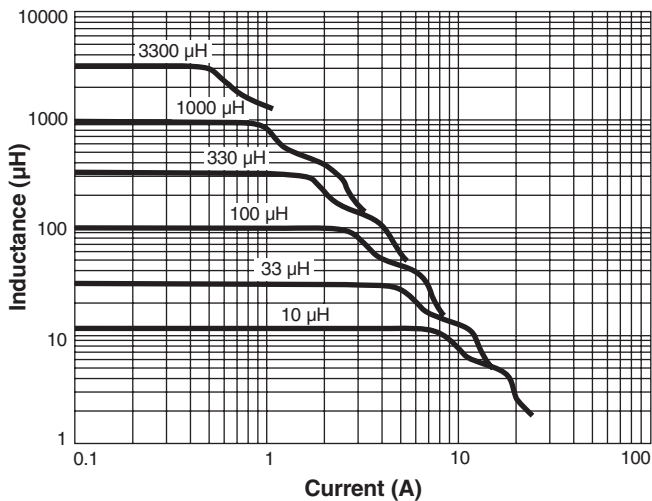
**Failures in Time (FIT) / Mean Time Between Failures (MTBF)**

38 per billion hours / 26,315,789 hours, calculated per Telcordia SR-332

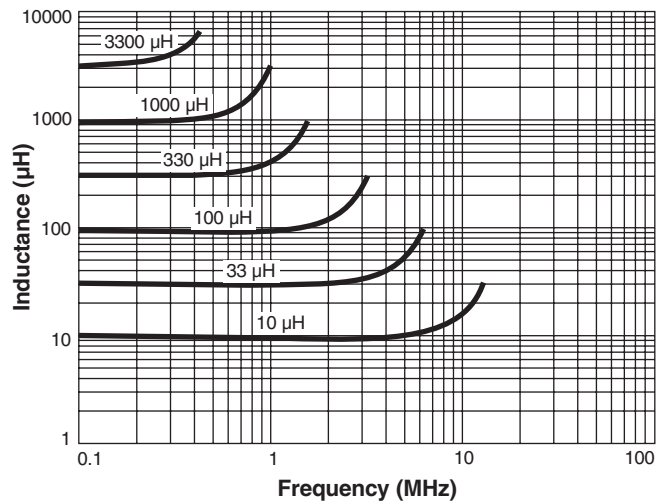
**Packaging** 300/13" reel; Plastic tape: 24 mm wide, 0.5 mm thick, 20 mm pocket spacing, 10.3 mm pocket depth

**PCB washing** Tested to MIL-STD-202 Method 215 plus an additional aqueous wash. See [Doc787\\_PCB\\_Washing.pdf](#).

## Typical L vs Current



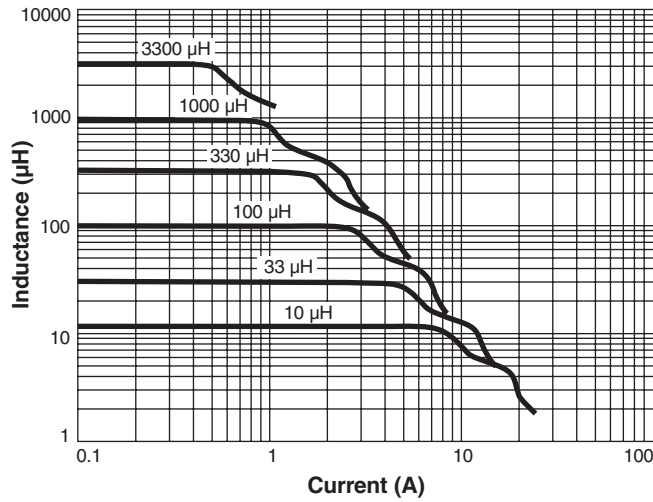
## Typical L vs Frequency



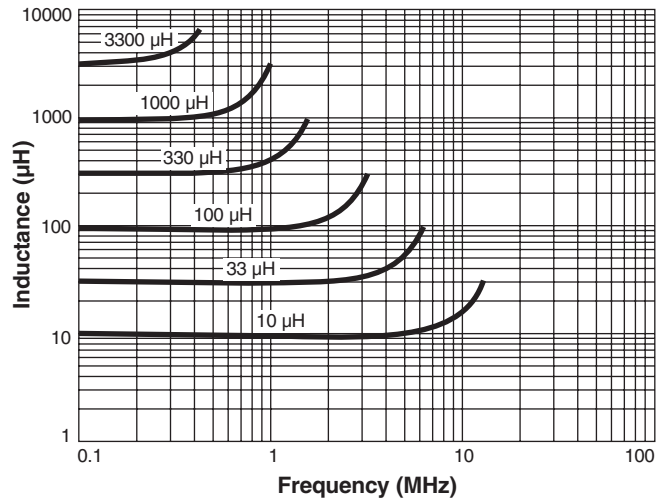


# Shielded Power Inductors – MSS1210

## Typical L vs Current



## Typical L vs Frequency



**US** +1-847-639-6400 sales@coilcraft.com  
**UK** +44-1236-730595 sales@coilcraft-europe.com  
**Taiwan** +886-2-2264 3646 sales@coilcraft.com.tw  
**China** +86-21-6218 8074 sales@coilcraft.com.cn  
**Singapore** + 65-6484 8412 sales@coilcraft.com.sg

Document 902-2 Revised 11/05/20

© Coilcraft Inc. 2020

This product may not be used in medical or high risk applications without prior Coilcraft approval. Specification subject to change without notice. Please check web site for latest information.



# Shielded Power Inductors – MSS1210

Part number <sup>1</sup>	Inductance <sup>2</sup> (µH)	DCR (Ohms) <sup>3</sup>		SRF typ <sup>4</sup> (MHz)	Isat (A) <sup>5</sup>			Irms (A) <sup>6</sup>	
		typ	max		10% drop	20% drop	30% drop	20°C rise	40°C rise
MSS1210-103ME_	10 ±20%	0.014	0.016	15.0	9.6	11.5	12.5	4.70	6.50
MSS1210-153ME_	15 ±20%	0.019	0.022	12.0	8.3	9.9	10.7	4.20	5.70
MSS1210-223ME_	22 ±20%	0.026	0.030	9.5	6.8	8.1	8.8	3.20	4.40
MSS1210-333ME_	33 ±20%	0.033	0.039	7.5	5.4	6.4	6.9	2.90	3.80
MSS1210-473ME_	47 ±20%	0.048	0.056	6.0	4.5	5.4	5.8	2.20	3.00
MSS1210-683ME_	68 ±20%	0.068	0.080	4.5	3.8	4.5	4.9	2.10	2.80
MSS1210-104KE_	100 ±10%	0.106	0.125	3.6	3.1	3.7	4.0	1.80	2.40
MSS1210-124KE_	120 ±10%	0.115	0.135	3.3	2.9	3.4	3.7	1.70	2.30
MSS1210-154KE_	150 ±10%	0.157	0.185	2.9	2.6	3.1	3.4	1.26	1.75
MSS1210-184KE_	180 ±10%	0.173	0.203	2.8	2.3	2.8	3.0	1.20	1.70
MSS1210-224KE_	220 ±10%	0.191	0.225	2.7	2.1	2.5	2.8	1.10	1.50
MSS1210-334KE_	330 ±10%	0.289	0.340	1.8	1.7	2.1	2.2	0.85	1.20
MSS1210-474KE_	470 ±10%	0.434	0.510	1.6	1.4	1.7	1.8	0.70	0.98
MSS1210-684KE_	680 ±10%	0.536	0.630	1.4	1.2	1.4	1.6	0.69	0.91
MSS1210-105KE_	1000 ±10%	0.816	0.960	1.1	0.98	1.2	1.3	0.60	0.83
MSS1210-125KE_	1200 ±10%	1.07	1.26	1.0	0.91	1.1	1.2	0.49	0.67
MSS1210-155KE_	1500 ±10%	1.23	1.45	0.85	0.81	0.96	1.0	0.46	0.65
MSS1210-185KE_	1800 ±10%	1.39	1.63	0.85	0.73	0.87	0.95	0.45	0.63
MSS1210-225KE_	2200 ±10%	1.82	2.14	0.70	0.66	0.79	0.86	0.38	0.52
MSS1210-275KE_	2700 ±10%	2.02	2.38	0.65	0.59	0.71	0.77	0.36	0.50
MSS1210-335KE_	3300 ±10%	2.69	3.17	0.56	0.54	0.64	0.70	0.31	0.43
MSS1210-395KE_	3900 ±10%	2.98	3.50	0.54	0.50	0.60	0.64	0.30	0.41
MSS1210-475KE_	4700 ±10%	3.34	3.93	0.51	0.45	0.54	0.58	0.28	0.39
MSS1210-565KE_	5600 ±10%	3.71	4.37	0.45	0.41	0.49	0.54	0.27	0.38
MSS1210-685KE_	6800 ±10%	4.97	5.85	0.40	0.38	0.45	0.49	0.22	0.31
MSS1210-825KE_	8200 ±10%	5.51	6.48	0.38	0.35	0.41	0.45	0.21	0.28
MSS1210-106KE_	10000 ±10%	7.39	8.69	0.31	0.31	0.37	0.40	0.18	0.24

1. Specify termination and packaging codes:

**MSS1210-106KED**

**Termination:** E = RoHS compliant matte tin over nickel over phos bronze.

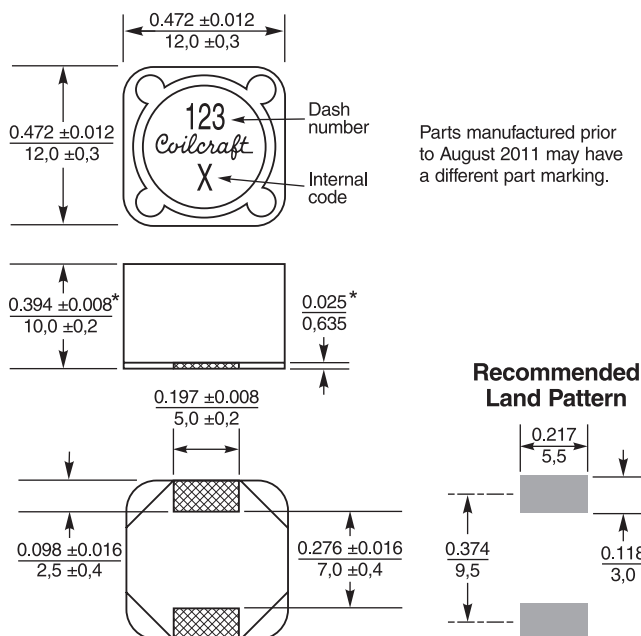
Special order:

Q = RoHS tin-silver-copper (95.5/4/0.5) or P = non-RoHS tin-lead (63/37).

**Packaging:** D = 13" machine-ready reel. EIA-481 embossed plastic tape (300 parts per full reel). Quantities less than full reel available: in tape (not machine ready) or with leader and trailer (\$25 charge).

B = Less than full reel. In an effort to simplify our part numbering system, Coilcraft is eliminating the need for multiple packaging codes. When ordering, simply change the last letter of your part number from B to D.

- Inductance tested at 100 kHz, 0.1 Vrms, 0 Adc using an Agilent/HP 4263B LCR meter or equivalent.
- DCR measured on a micro-ohmmeter and a Coilcraft CCF858 test fixture.
- SRF measured using Agilent/HP 4191A or equivalent.
- DC current at 25°C that causes the specified inductance drop from its value without current.  
[Click for temperature derating information.](#)
- Current that causes the specified temperature rise from 25°C ambient. This information is for reference only and does not represent absolute maximum ratings.  
[Click for temperature derating information.](#)
- Electrical specifications at 25°C. Refer to Doc 362 "Soldering Surface Mount Components" before soldering.



\* For optional tin-lead and tin-silver-copper terminations, dimensions are for the mounted part. Dimensions before mounting can be an additional 0.012 inch (0.3 mm).

Dimensions are in  $\frac{\text{inches}}{\text{mm}}$



US +1-847-639-6400 sales@coilcraft.com  
 UK +44-1236-730595 sales@coilcraft-europe.com  
 Taiwan +886-2-2264 3646 sales@coilcraft.com.tw  
 China +86-21-6218 8074 sales@coilcraft.com.cn  
 Singapore +65-6484 8412 sales@coilcraft.com.sg

Document 902-2 Revised 11/09/20

© Coilcraft Inc. 2020

This product may not be used in medical or high risk applications without prior Coilcraft approval. Specification subject to change without notice. Please check web site for latest information.