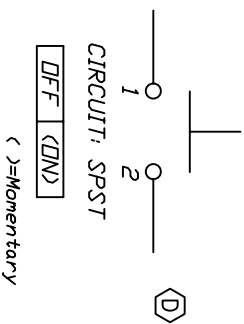
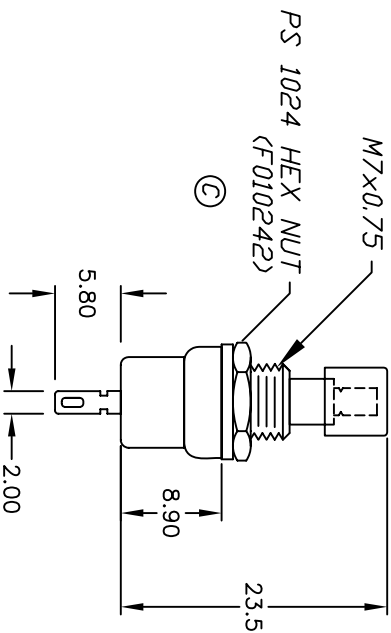
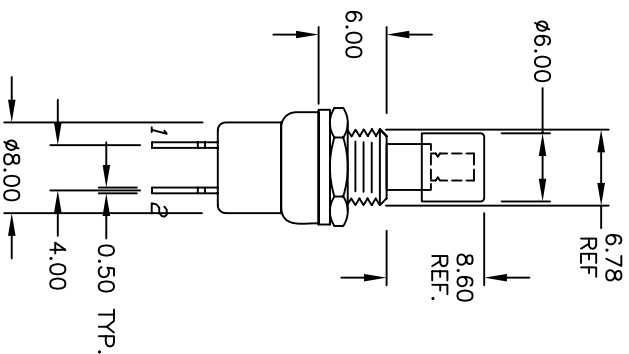
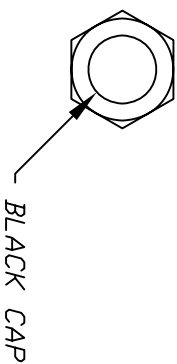


RECOMMENDED PANEL LAYOUT



NOTES:

1. ALL DIMENSIONS IN MM
2. GENERAL TOLERANCE: X.X=±0.4
X:XX=±0.25
3. TERMINAL NO'S FOR REFERENCE ONLY
4. RATING: 3A @ 125VAC; 1.5A @ 250VAC
5. CONTACT RESISTANCE:
50mILLI-OHMS max.
6. INSULATION RESISTANCE:
500V 100Mega-OHMS min.
7. DIELECTRIC STENGTH:
1000V 1minute
8. HARDWARE SUPPLIED:
HEX NUT (SHOWN), LOCK WASHER
9. FULL TRAVEL/ELECTRICAL MAKE: 1.80MM.



E	20615	ADD NOTE 9	05/21/12	RC
D	14259	CORRECT CIRCUIT DIAGRAM	8/24/04	AR
C	12574	ADD COMPONENT	11/18/02	CJB
B	12105	REVISED AND REDRAWN	5/13/02	CJB
REV.	ECN No.	DESCRIPTION	DATE	CHKD

THE INFORMATION CONTAINED IN THIS DOCUMENT IS PROPRIETARY TO E-SWITCH AND IS NOT TO BE COPIED OR TRANSMERRED		SCALE	DATE	DR	DWG	REV
TITLE		1.5:1	11/13/96	MM	F010240	E
PS SWITCH						
PS 1024ABLK						