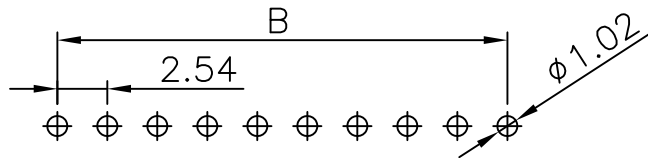
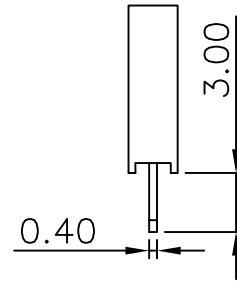
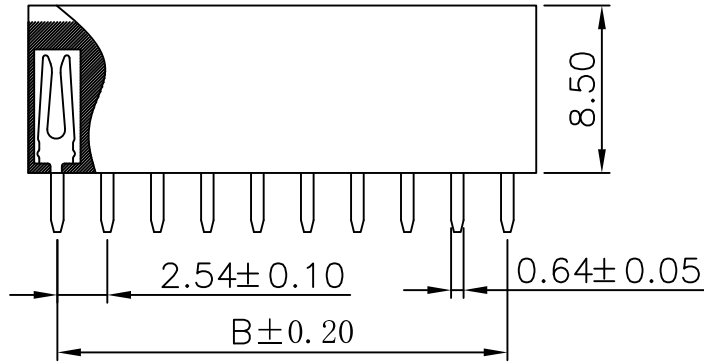
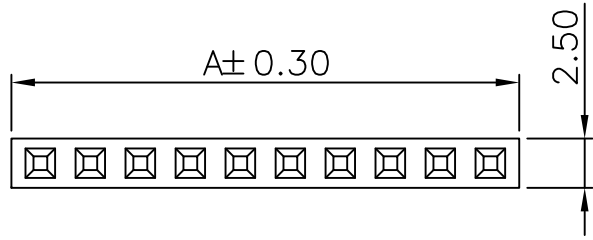


ROHS环保



P. C. B. LAYOUT

SPECIFICATIONS:

Current Rating: 3AMP
 Insulator Resistance: 1000Megohms min
 Voltage Rating: AC 500V
 Operating Temperature: -40° ~ +85°
 Max Processing Temp: 220° for 3~5 seconds
 Contact Material: Brass
 Insulator Material: PBT Black
 Plating: G/F Plated over Nickel

Contacts Per Row	Dimensions		Contacts Per Row	Dimensions	
	A	B		A	B
1*2pin	5.48	2.54	1*21pin	53.74	50.80
1*3pin	8.02	5.08	1*22pin	56.28	53.34
1*4pin	10.56	7.62	1*23pin	58.82	55.88
1*5pin	13.10	10.16	1*24pin	61.36	58.42
1*6pin	15.64	12.70	1*25pin	63.90	60.96
1*7pin	18.18	15.24	1*26pin	66.44	63.50
1*8pin	20.72	17.78	1*27pin	68.98	66.04
1*9pin	23.26	20.32	1*28pin	71.52	68.58
1*10pin	25.80	22.86	1*29pin	74.06	71.12
1*11pin	28.34	25.40	1*30pin	76.60	73.66
1*12pin	30.88	27.94	1*31pin	79.14	76.20
1*13pin	33.42	30.48	1*32pin	81.68	78.74
1*14pin	35.96	33.02	1*33pin	84.22	81.28
1*15pin	38.50	35.56	1*34pin	86.76	83.82
1*16pin	41.04	38.10	1*35pin	89.30	86.36
1*17pin	43.58	40.64	1*36pin	91.84	88.90
1*18pin	46.12	43.18	1*37pin	94.38	91.44
1*19pin	48.26	45.72	1*38pin	96.92	93.98
1*20pin	51.20	48.26	1*39pin	99.46	96.52
			1*40pin	102.00	99.06

topt 深圳市鑫冠辉电子有限公司

一般公差 COMMONLY TOLERANCES	图号 DWG. NAME	成品图	绘图 PLOT	LXW	比例 SCALE	1:1
X. ±0.30	料号 PART NO.	FH1-E1XX-SBB-G0	审核 CHECKED	LIYAN	单位 UNIT	MM
X.X ±0.25	品名 TITLE	排母2.54*8.5 1*NP 180度 PC3.0mm W2.5	核准 APPROVED		版次 REV.	A.2
X.XX ±0.20			日期 DATE	2019-02-18	页次 SHEET	01
X.XXX ±0.15			THIRD ANGLE PROJECTION:		图幅 MAPS	A4
ANGLE ±2'						

编号 DWG.NO.	XGH-DWG-A1416	标记 REV. LTR.	日期 DATE	变更内容 REVISION NOTES	签名 SIGN	版次 REV.
---------------	---------------	-----------------	------------	------------------------	------------	------------