

Description

YTLD1702C is a high performance duplexer designed for applications in LTE Band 3 (1710 – 1785 MHz UL, 1805 – 1880 MHz DL).

YTLD1702C is designed with Film Bulk Acoustic Resonator (FBAR) technology, which provides high-Q filters and meet requirements of low insertion loss, high out-of-band attenuation, high power handling and stringent linearity.


YTLD1702C uses chip scale packaging (CSP) technology to assembly the filters into a molded chip-on-board module with the footprint of 1.8mm x 1.4mm and height of 0.61mm.

Features

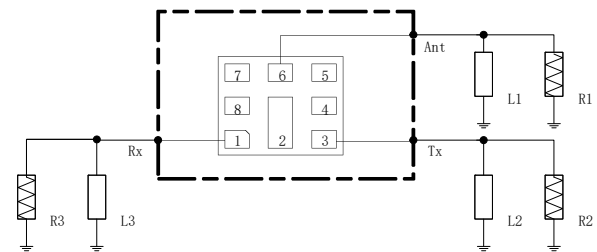
- Miniature Size
1.8 mm x 1.4 mm x 0.61 mm
- Low insertion loss
 - TX band, 1710-1785MHz: 1.5dB Typ.
 - RX band, 1805-1880MHz: 1.8dB Typ.
- High Isolation
 - TX isolation: 60dB Typ.
 - RX isolation: 58dB Typ.
- Input power
 - +29 dBm CW for 5000h @ +55 deg.C
- Single-ended(SE) 50ohm receive & transmit ports
- Storage Temperature: -40 to +85 deg.C

Environmental

- Full implement with RoHS compliant
- Lead Free (Pb free)



Functional Block Diagram (Top Thru View)



Reference Des.	Value	Description	Manuf.
R1	50ohm		
R2	50ohm		
R3	50ohm		
L1	3nH	Ideal inductor	
L2	7.5nH	Ideal inductor	
L3	5.1nH	Ideal inductor	

Pin Connection

No.	Function
1	Rx
3	Tx
6	Ant
2,4,5,7,8	Ground



Electrical Specification

Transmit Port to Antenna Port				
Parameter(Operable Temperature: -20 to +85 deg.C)	Min	Typ*	Max	Unit
Insertion Loss (1710~1785MHz)	\	1.5	2.5	dB
Ripple (1710~1785MHz)	\	0.4	1 ⁽¹⁾	dB
VSWR (1710~1785MHz,ANT)	\	1.3	1.5	\
VSWR (1710~1785MHz,TX)	\	1.3	1.5	\
Absolute Attenuation				
(10~1565.4MHz)	30	45	\	dB
Wideband GPS (1565.4~1573.4MHz)	40	43	\	dB
Regular GPS (1573.4~1577.5MHz)	40	43	\	dB
Wideband GPS (1577.5~1585.4MHz)	40	44	\	dB
GLONASS (1597.6~1605.9MHz)	42	48	\	dB
(1605.9~1680MHz)	8	40	\	dB
RX Band (1805~1880MHz)	43	53	\	dB
Band1 RX (2110~2170MHz)	36	40	\	dB
ISM Band (2400~2500MHz)	42	46	\	dB
Band7 RX (2620~2690MHz)	36	40	\	dB
(3420~3570MHz, 2f0)	30	34	\	dB
(5130~5355MHz, 3f0)	15	17	\	dB
Antenna Port to Receive Port				
Parameter(Operable Temperature: -20 to +85 deg.C)	Min	Typ*	Max	Unit
Insertion Loss (1805~1880MHz)	\	1.8	3.5	dB
Ripple (1805~1880MHz)	\	0.5	1 ⁽¹⁾	dB
VSWR (1805~1880MHz,ANT)	\	1.6	1.9	\
VSWR (1805~1880MHz,RX)	\	1.6	1.9	\
Absolute Attenuation				
(10~1710MHz)	25	50	\	dB
TX Band (1710~1785MHz)	43	60	\	dB
(1920~6000MHz)	30	45	\	dB
ISM Band (2400~2500MHz)	44	50	\	dB
Band7 TX (2500~2570MHz)	47	51	\	dB
(2570~3515MHz)	50	55	\	dB
(3515~3760MHz, 2f0)	50	53	\	dB
ISM 5G (4900~5950MHz)	31	39	\	dB
(5205~5660MHz, 3f0)	32	36	\	dB



Parameter(Operable Temperature: -20 to +85 deg.C)	Min	Typ*	Max	Unit
Transmit Port to Receive Port				
Isolation				
1710~1785MHz	50	60	\	dB
1805~1880MHz	50	58	\	dB

*Data is the integrated value of the linear s-parameter over indicated band.

(1) Data is the integrated Max value of the linear S-parameter over 5MHz.



Typical Performance at Tc=25 deg.C

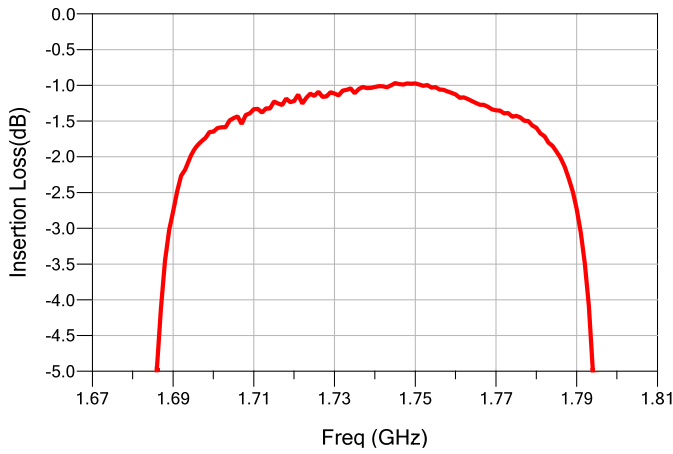


Figure1. TX-ANT Passband

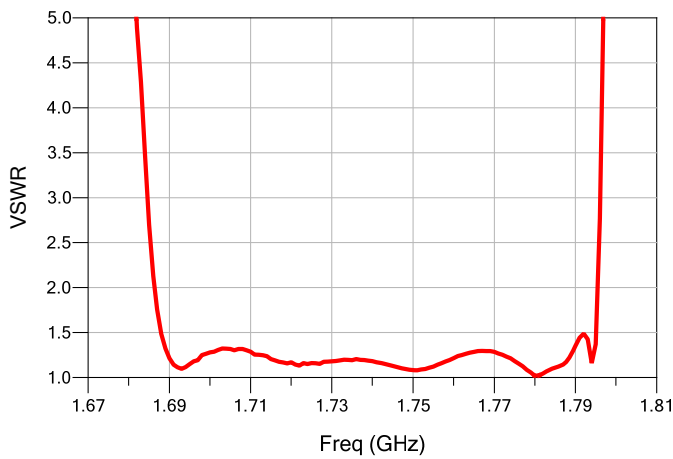


Figure3. TX Port VSWR

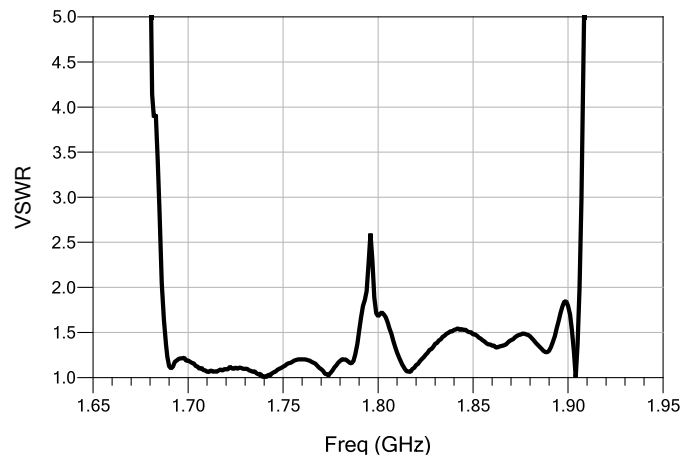


Figure5. ANT Port VSWR

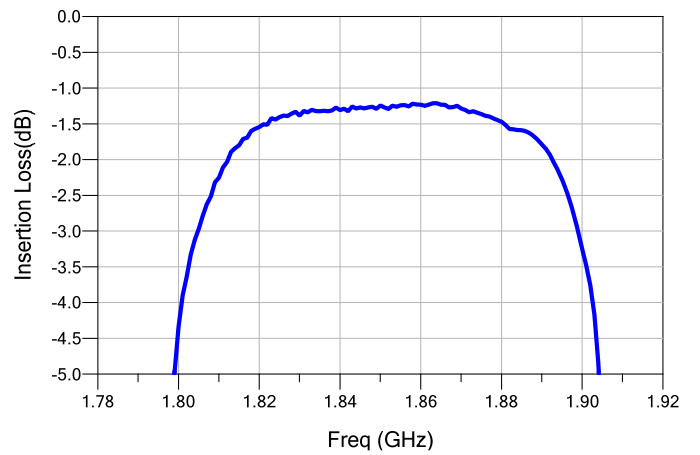


Figure2. ANT-RX Passband

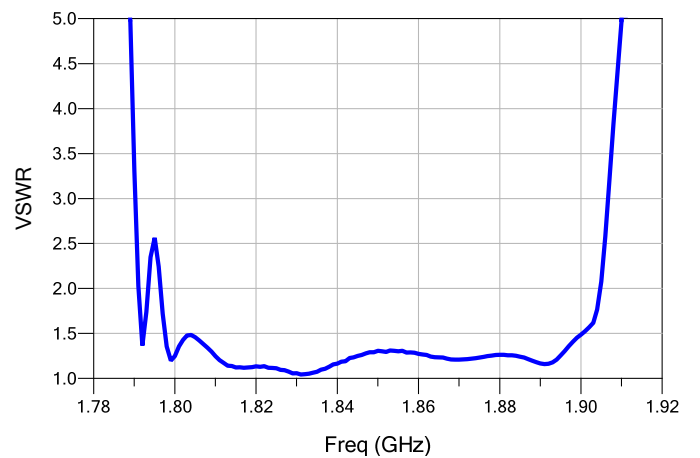


Figure4. RX Port VSWR



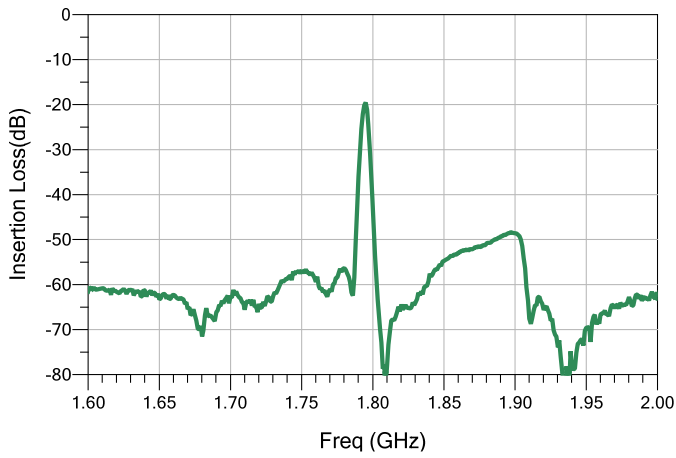


Figure6. TX RX Isolation

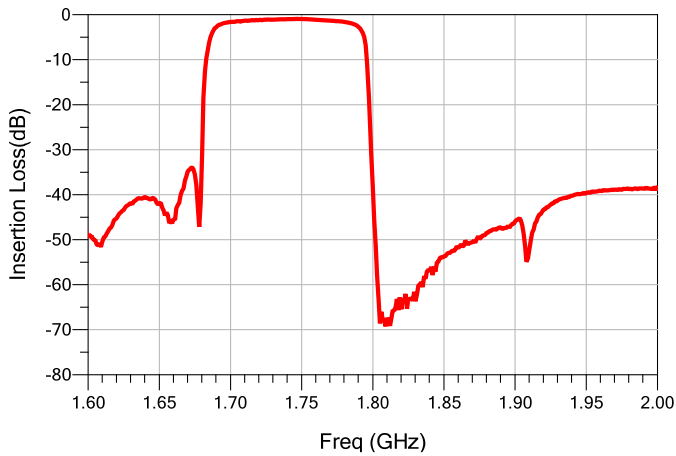


Figure7. TX-ANT

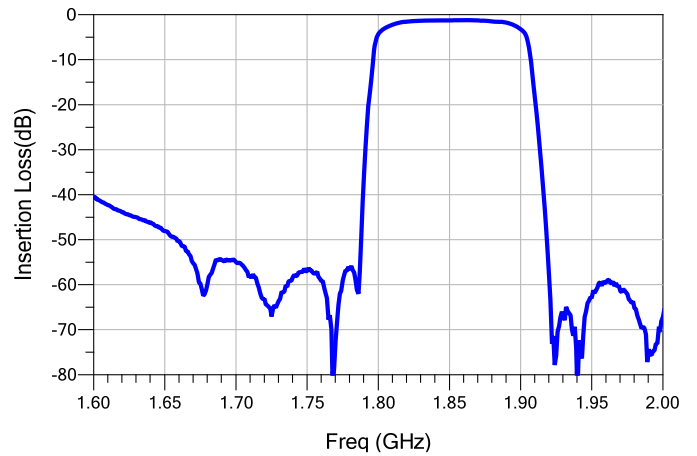


Figure8. ANT-RX

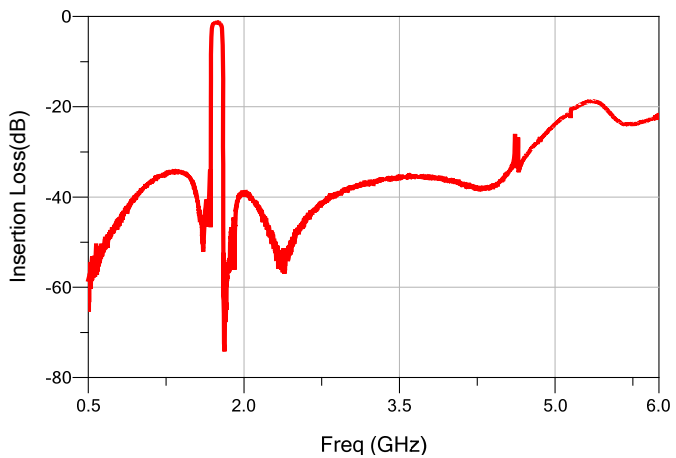


Figure9. TX-ANT Wideband

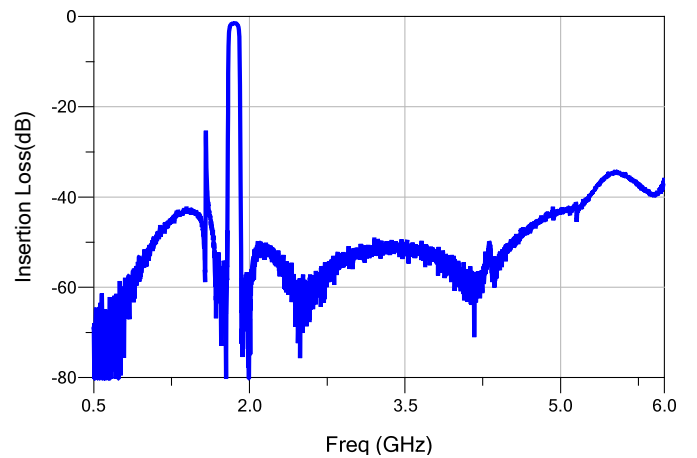


Figure10. ANT-RX Wideband

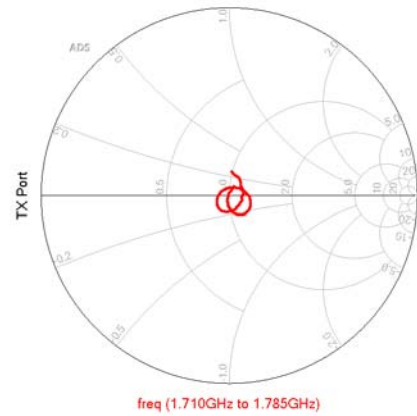


Figure11. TX Port (TX Passband) Smith Chart



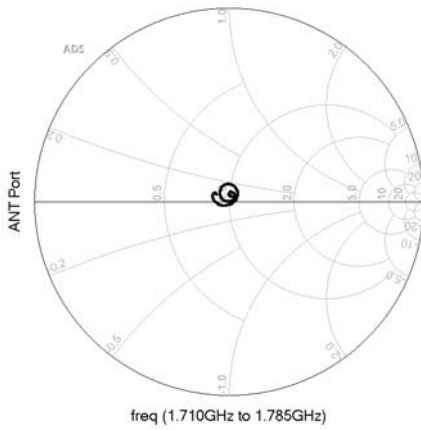


Figure12. ANT Port (TX Passband) Smith Chart

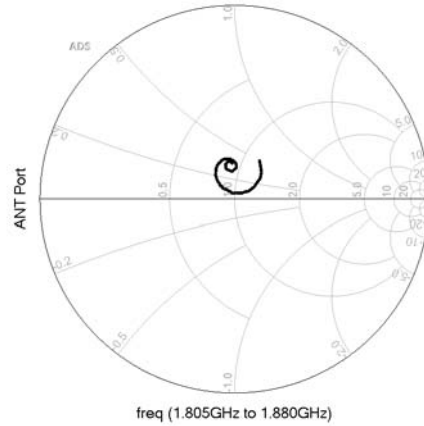
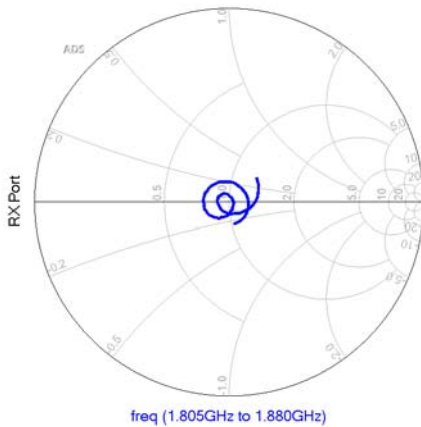
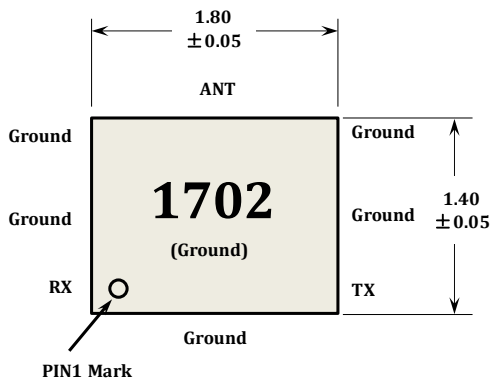


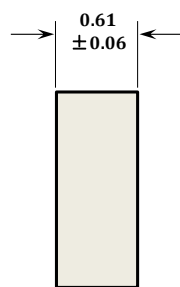
Figure14. ANT Port (RX Passband) Smith Chart



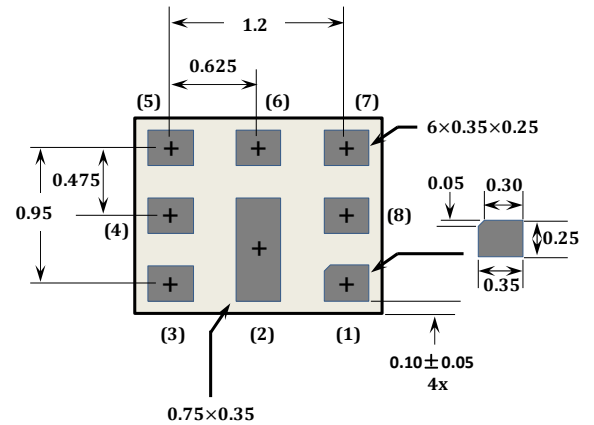
Package Outline



Top view



Side view



Bottom view

Note:

No.	Function
1	Rx
3	Tx



1. Dimension: mm
2. Dimensions nominal unless otherwise noted
3. Contact area are gold plated
4. Pad(1) (2) is single size, others are same size
5. 1702 is product code

6	Ant
2,4,5,7,8	Ground

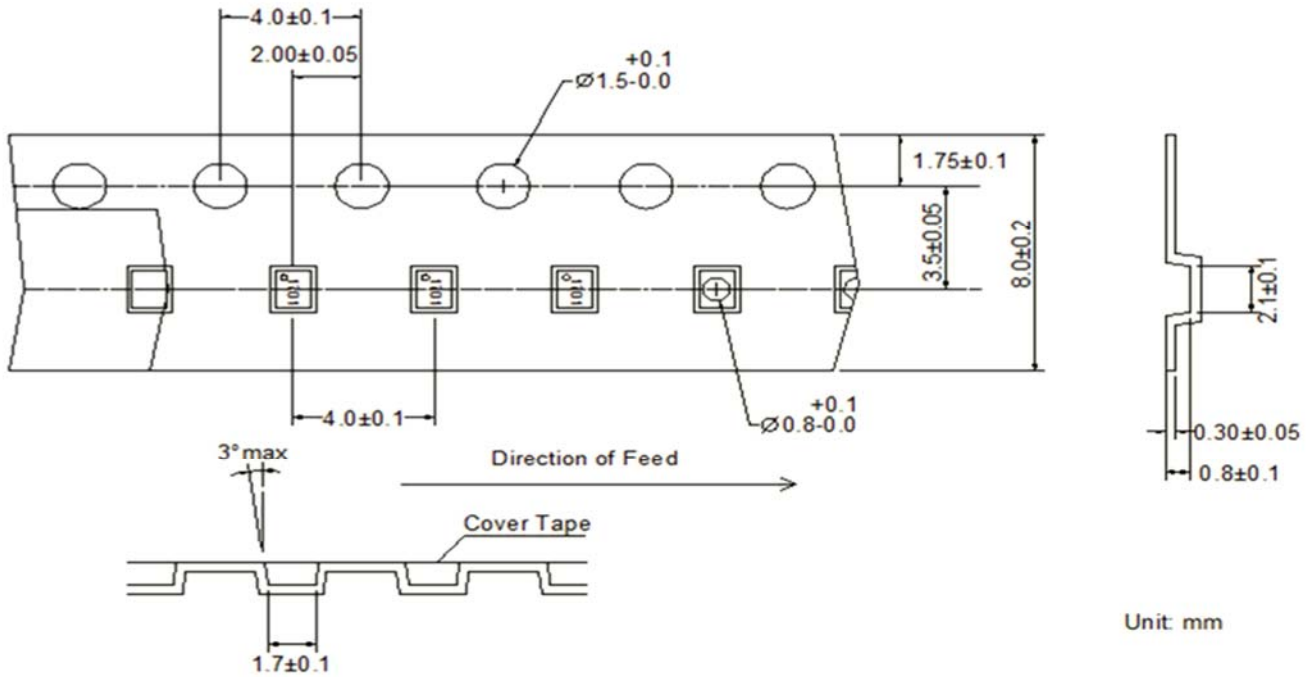
Order Information

P/N	Qty/Reel	Container
YTLD1702C	4000	7 inch Reel



Packing

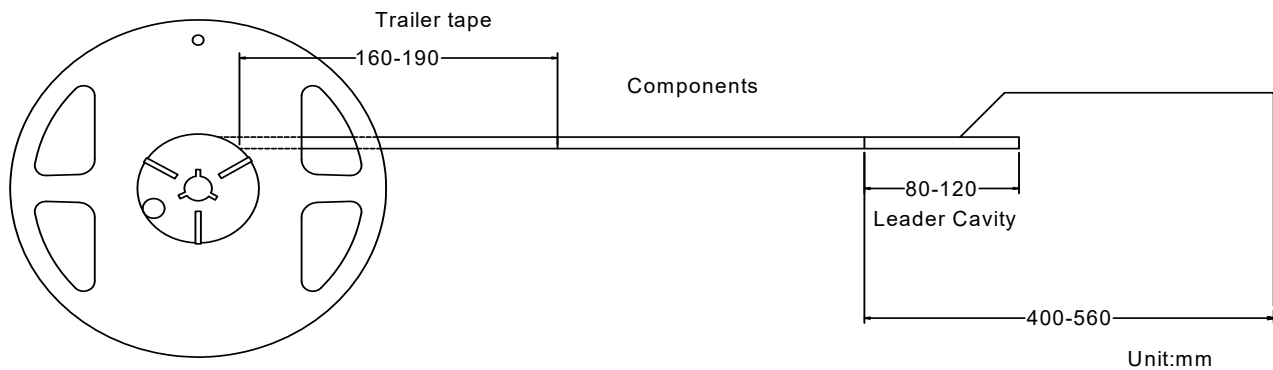
1. Tape Dimension



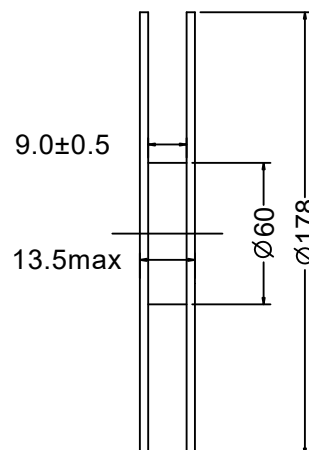
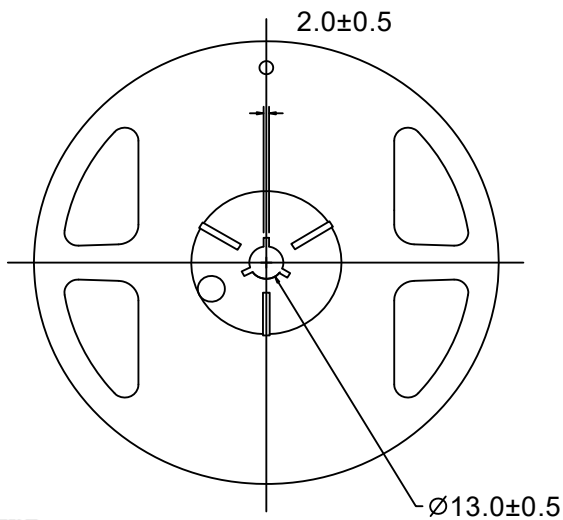
Unit: mm

2. Reel Dimension

4000Pcs/Reel



Unit:mm



Recommended Reflow Profile

