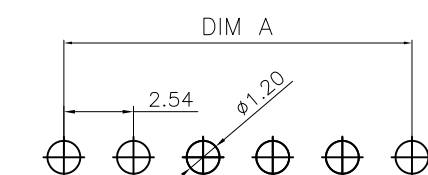
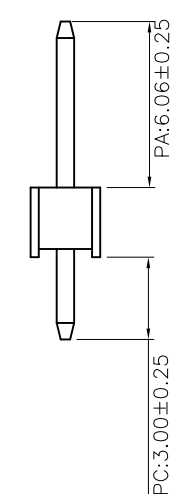
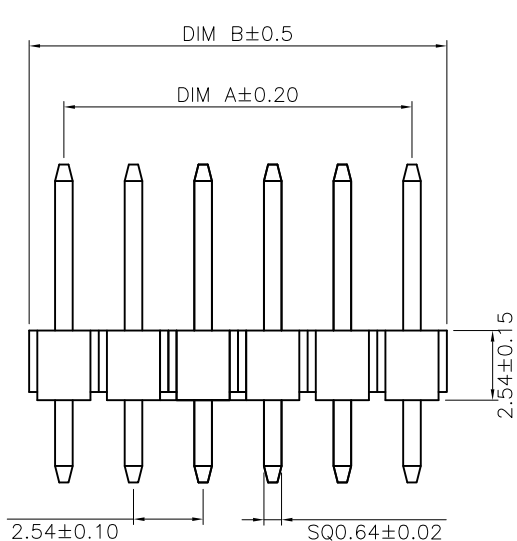
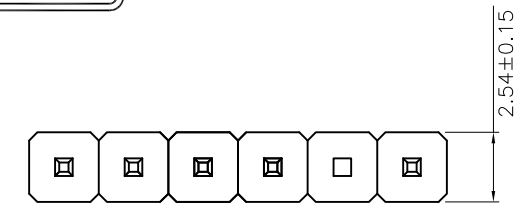




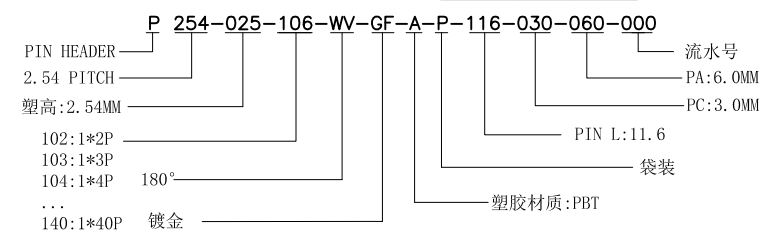
◆ 技术参数/Technical parameters

- 符合规范/Accord With Norm :EIA-364C
- 额定电流/Current Rating :3AMP
- 绝缘阻抗/Insulator Resistance :1000MΩ Min.
- 接触阻抗/Contact Resistance :20mΩ Max.
- 耐电压值/Voltage Resistance :AC 500V
- 工作温度/Operating Temperature :-40°C To +105°C
- 金属材料/Metallic Material :Copper alloy
- 金属处理/Metal Treatment :Ni(30~50u")+Au0.5~0.8u"
- 绝缘材料/Insulator Material :PBT+30%GF UL94V-0
- 耐焊接热/Resistance To Soldering Heat :210° C ±5° C 10S MAX

PER PIN NO.	ROW PIN NO.	DIM A	DIM B	PER PIN NO.	ROW PIN NO.	DIM A	DIM B
2P	2.54	5.08		21P	50.80	53.34	
3P	5.08	7.62		22P	53.34	55.88	
4P	7.62	10.16		23P	55.88	58.42	
5P	10.16	12.70		24P	58.42	60.96	
6P	12.70	15.24		25P	60.96	63.50	
7P	15.24	17.78		26P	63.50	66.04	
8P	17.78	20.32		27P	66.04	68.58	
9P	20.32	22.86		28P	68.58	71.12	
10P	22.86	25.40		29P	71.12	73.66	
11P	25.40	27.94		30P	73.66	76.20	
12P	27.94	30.48		31P	76.20	78.74	
13P	30.48	33.02		32P	78.74	81.28	
14P	33.02	35.56		33P	81.28	83.82	
15P	35.56	38.10		34P	83.82	86.36	
16P	38.10	40.64		35P	86.36	88.90	
17P	40.64	43.18		36P	88.90	91.44	
18P	43.18	45.72		37P	91.44	93.98	
19P	45.72	48.26		38P	93.98	96.52	
20P	48.26	50.80		39P	96.52	99.06	
				40P	99.06	101.60	



TOLERANCE: ±0.05  
RECOMMENDED PCB LAYOUT  
(TOP VIEW)



TOLERANCE UNLESS OTHERWISE SPECIFIED		<b>BZOC</b> 东莞市柏洲电子有限公司 Dongguan Bzoc Electronics, Ltd	
.X± 0.35	X.'± 1.5'	APR. AX.T	TITLE: PH2.54 1*nP SQ11.6/3.0 S/T AU PBT
.XX± 0.25	.X'± 1.0'	CHK. Y.L	PART NO.
.XXX± 0.15	.XX'± 0.5'	DRA. Y.L	PROJ.
A0	FIRST RELEASE	Y.L	2019.06.21
REV.	ECN. NO.	APR.	DATE
		UNITS. MM	SCALE: 1:1
		CUSTOMER DRAWING	
		SHEET. 1 / 1	

A0	FIRST RELEASE	Y.L	2019.06.21
REV.	ECN. NO.	APR.	DATE