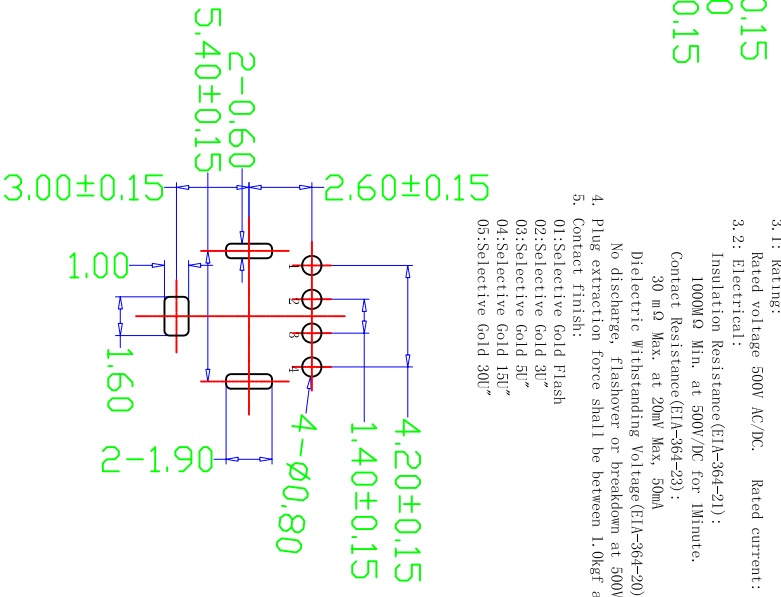
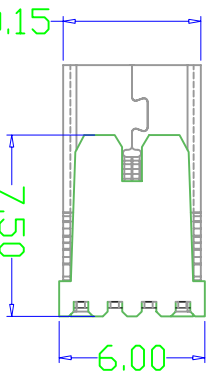
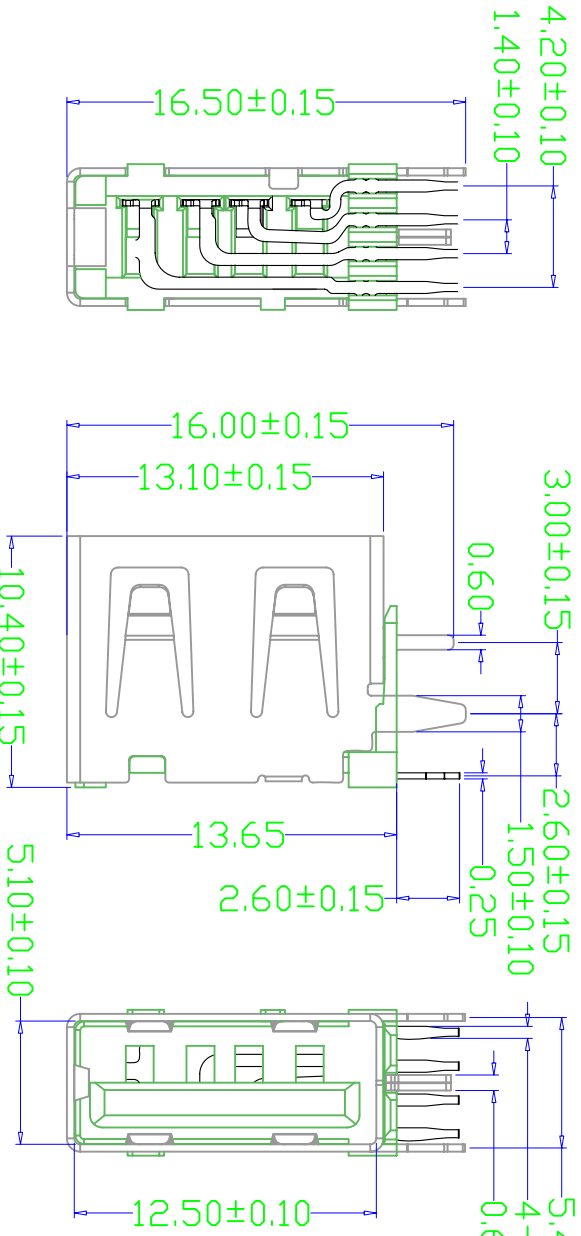
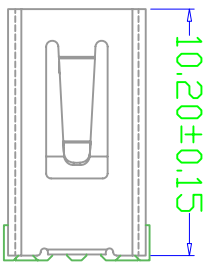


MAPX	MODIFICATION	DATE
------	--------------	------



RECOMMENDED PCB LAYOUT  
GENERAL TOLERANCES: ±0.05

- NOTE:
- Material:  
Housing: Thermoplastics (U94V-0(ROHS-HP))  
Contact: Phosphor Bronze C5191-2H/C2680-2H, T=0.25mm  
Shell: COPPER ALLOY T=0.30mm
  - FINISH:  
Contact: 15u" Gold Plated on Contact Area,  
80u" Min. Tin Plated on Solder Area  
50u" Min. Nickel Underplating Over All.  
Shell: 50u" Min. Nickel Underplating Over All.
  - Specification:  
3.1: Rating:  
3.2: Rated voltage 500V AC/DC. Rated current: 2 A Max.  
3.2: Electrical:  
Insulation Resistance(EIA-364-21):  
1000MΩ Min. at 500V/DC for 1Minute.  
Contact Resistance(EIA-364-22):  
30 mΩ Max. at 20mV Max, 50mA  
Dielectric Withstanding Voltage(EIA-364-20):  
No discharge, Flashover or breakdown at 500V/AC 1Minute  
Plug extraction force shall be between 1.0kgf and 2.00kgf
  - Plug extraction force shall be between 1.0kgf and 2.00kgf
  - Contact finish:  
01: Selective Gold Flash  
02: Selective Gold 3U"  
03: Selective Gold 5U"  
04: Selective Gold 15U"  
05: Selective Gold 30U"

产品图

深圳市精拓金电子有限公司

公差一览表

公差	公差	公差	公差
X	±0.25	X	±5.°
.X	±0.20	.X	±2.°
.XX	±0.15	.XX	±1.°
.XXX	±0.10	.XXX	±0.5°

单位	MM	制图	Z-Y-B	制图料号	
比例	1:1	审核		产品名称	USB A/F 侧插短体外壳 (B款)
日期	2014.02.20	核准		产品 No.	
DATE		APPD		角法	
				版本	A0
				VER	

