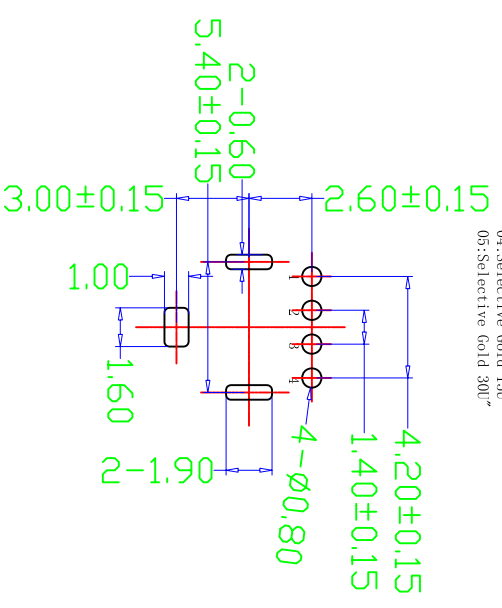
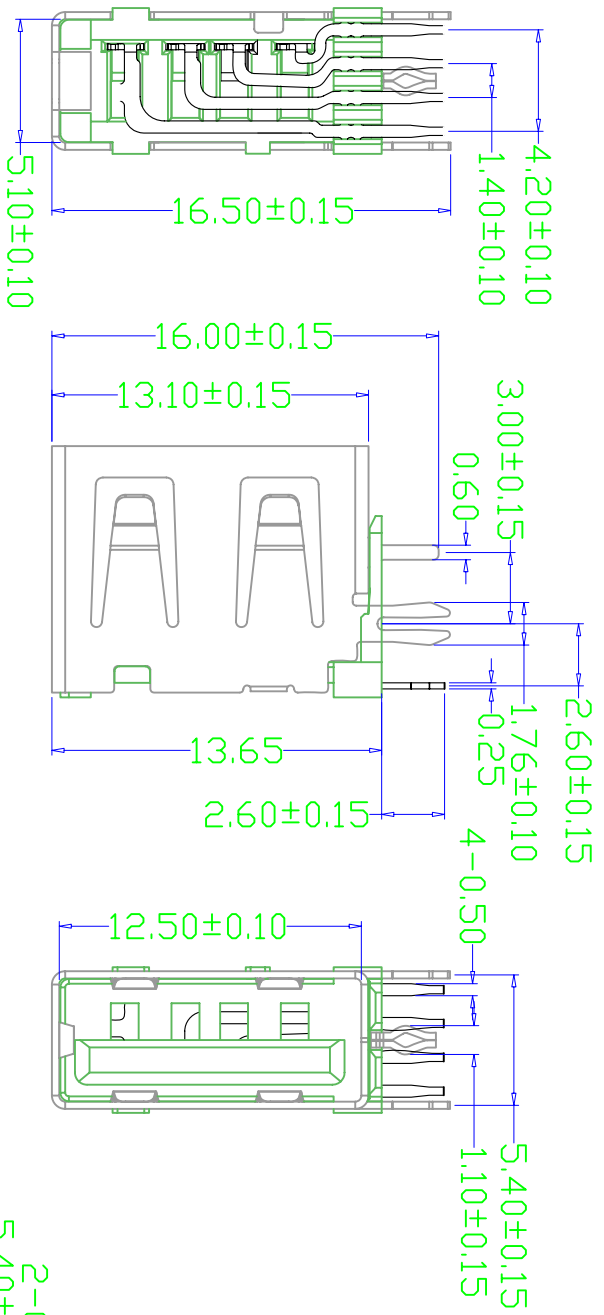
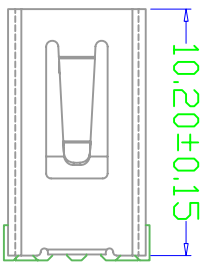


MAPX	MODIFICATION	DATE
------	--------------	------



RECOMMENDED PCB LAYOUT
GENERAL TOLERANCES: ±0.05

深圳市精拓金电子有限公司

产品图

PRODUCT CHART DIM

公差一览表		
TOLERANCE UNLESS OTHERWISE:		
X	±0.25	X
.X	±0.20	.X
.XX	±0.15	.XX
.XXX	±0.10	.XXX
		±5.°
		±2.°
		±1.°
		±0.5°

单位	MM	制图	Z-Y-B	制图料号	
比例	1:1	审核		产品名称	USB A/F 侧插短体外壳(A款)
日期	2014.02.20	核准		角法	
		APPD		版本	A0

- NOTE:
- Material:
 - Housing: Thermoplastics (U94V-0(ROHS-HP))
 - Contact: Phosphor Bronze C5191-2H/C2680-2H, T=0.25mm
 - Shell: COPPER ALLOY T=0.30mm
 - FINISH:
 - Contact: 15u" Gold Plated on Contact Area,
 - 80u" Min. Tin Plated on Solder Area
 - 50u" Min. Nickel Underplating Over All.
 - Shell: 50u" Min. Nickel Underplating Over All.
 - Specification:
 - Rating:
 - Rated voltage 500V AC/DC. Rated current: 2 A Max.
 - Electrical:
 - Insulation Resistance(EIA-364-21): 1000MΩ Min. at 500V/DC for 1Minute.
 - Contact Resistance(EIA-364-23): 30 mΩ Max. at 20mV Max, 50mA
 - Dielectric Withstanding Voltage(EIA-364-20): No discharge. Flashover or breakdown at 500V/AC 1Minute
 - Plug extraction force shall be between 1.0kgf and 2.00kgf
 - Contact finish:
 - 01: Selective Gold Flash
 - 02: Selective Gold 3U"
 - 03: Selective Gold 5U"
 - 04: Selective Gold 15U"
 - 05: Selective Gold 30U"