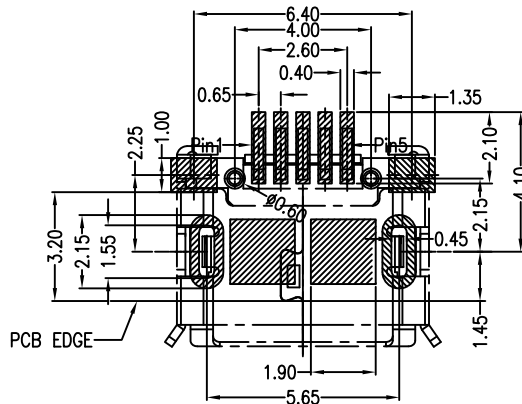
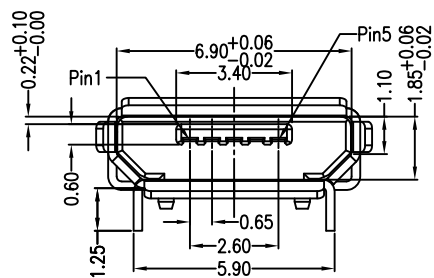
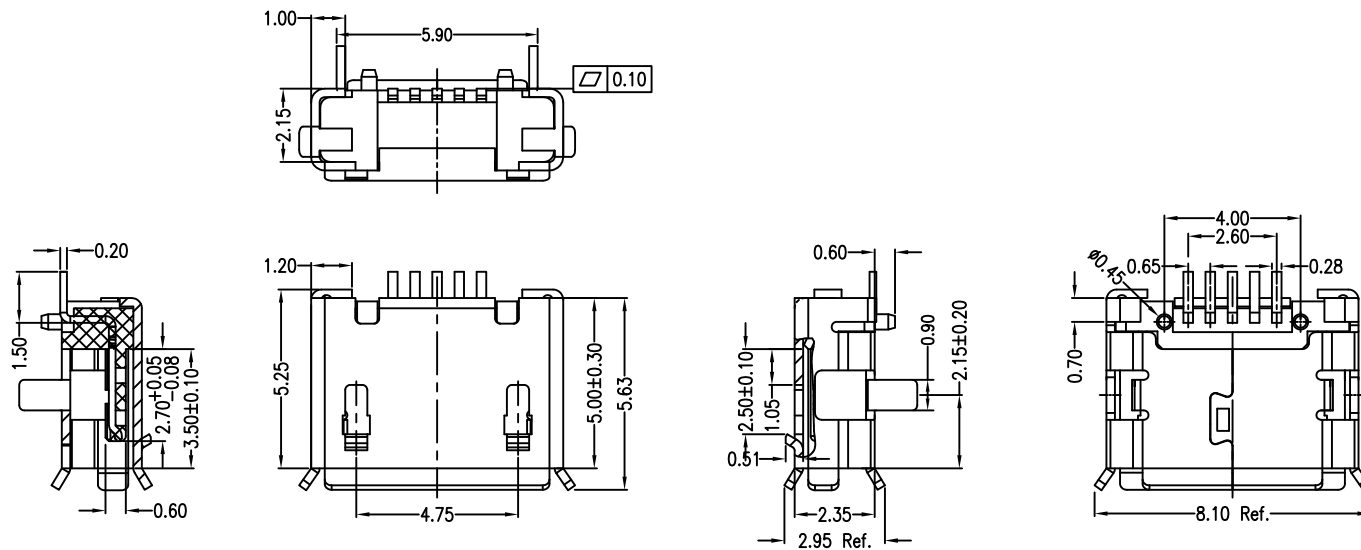


RoHS

MAPX

MODIFICATION

DATE



RECOMMENDED PCB LAYOUT
PCB图仅供参考

Note:

1.Material:

- 1.1 Housing: High temperature thermoplastic with g.f,UL94v-0
- 1.2 Contact: copper alloy,t=0.20mm
- 1.3 Shell: copper alloy,t=0.25mm

2.Specification:

- 2.1 Current rating:1,5PIN 1.8A Max/2,3,4PIN 1A Max.
- 2.2 Dielectric withstanding voltage: 100 V(ac) for 1 min.
- 2.3 Contact resistance: 30 mΩ Max.
- 2.4 Insulation resistance: 100 MΩ Min.
- 2.5 Total mating force: 3.57 Kgf Max.
- 2.6 Total unmating force: 1.0 Kgf Min.
- 2.7 Temperature range: -30°C~80°C

产品图

PRODUCT CHART DWG

公差一览表

TOLERANCE UNLESS OTHERWISE

| | | | |
|------|-------|------|-------|
| X. | ±0.35 | X. | ±5.° |
| .X | ±0.20 | .X | ±2.° |
| .XX | ±0.10 | .XX | ±1.° |
| .XXX | ±0.05 | .XXX | ±0.5° |

深圳市精拓金电子有限公司

| | | | | | |
|-------------|------------|---------------|-----|--------------------------|---|
| 单位 UNITS | MM | 制图 DRAWING | 许榕强 | 制图料号 PRODUCT PART NO. | 920-C52A2021S10111 |
| 比例 SCALE | 1:1 | 审核 CHKD | 郭治富 | 产品名称 PRODUCT NAME | MICRO 5S B型5.9两脚长1.25插板有边有柱SMT 端子加长0.75加焊脚 |
| 日期 DATE | 2016-09-09 | 核准 APPD | 黄国荣 | 角法 VIEW | 版本 VER |
| | | | | | A0 |