

ONE BOARDLOCK
(LEFT)

NOTE:

1. MATERIAL:

HOUSING: PA9T, UL94 V-0, COLOR: (SEE TABLE).

CONTACTS: BRASS.

2. FINISH:

CONTACTS: 3.05um [120u"] MIN. MATTE-TIN.

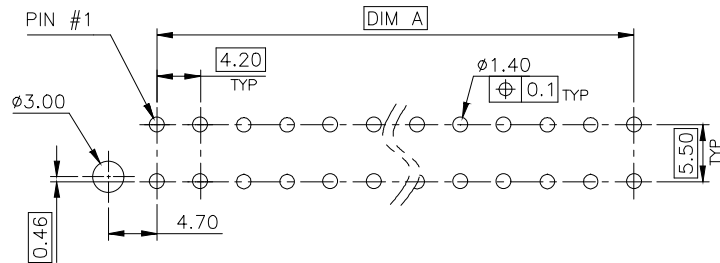
1.27um [50u"] MIN. NICKEL UNDERPLATED ALL OVER.

3. WAVE SOLDER CAPABLE TO 265°C PER TEST SPEC.

109-202, CONDITION B.

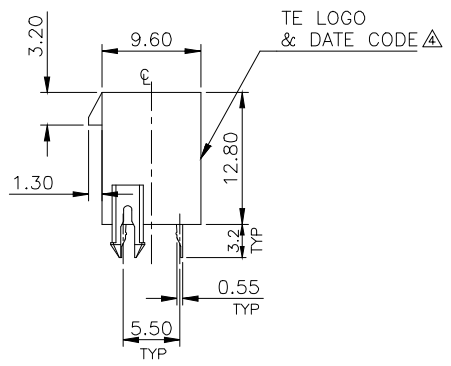
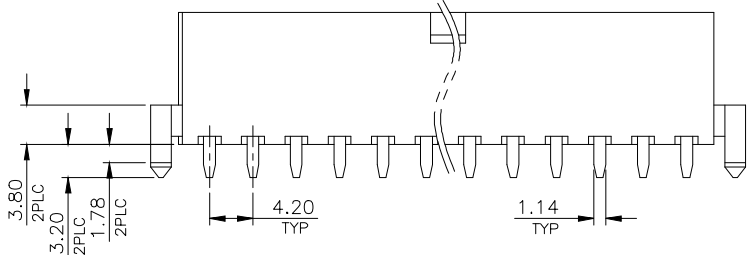
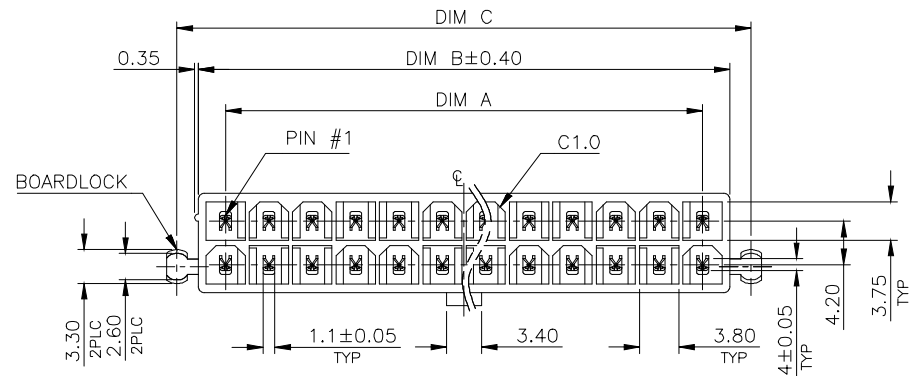
△ NO TE LOGO AND DATE CODE ON THE PRODUCT WITH 4 POS.

5. THE KEY IDENTIFIED WAS SHOWN ON PAGE 5.



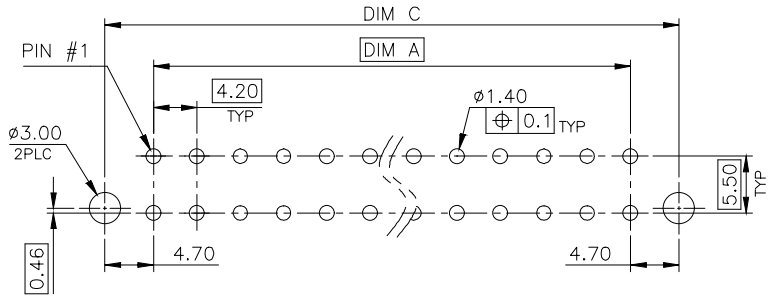
BLACK PA9T	1.52	8.4	13.7	15.75	6	6-5099-6
IVORY PA9T	5.40	46.2	51.5	53.55	24	1-5099-3
	1.13	4.2	9.5	11.55	4	1-5099-2
	4.30	37.8	43.1	45.15	20	1-5099-1
	3.90	33.6	38.9	40.95	18	1-5099-0
	3.11	25.2	30.5	32.55	14	5099-9
	2.71	21.0	26.3	28.35	12	5099-8
	2.31	16.8	22.1	24.15	10	5099-7
	1.52	8.4	13.7	15.75	6	5099-6
1.92	12.6	17.9	19.95	8	5099-5	
HSG COLOR & MATERIAL	WEIGHT	DIM A	DIM B	DIM C	POS.	PART NUMBER

				TOLERANCE		UMax conn 东莞市友贸实业有限公司 DONGGUAN UMAXCONN ENTERPRISE LIMITED		TITLE: ATX POWER CONNECTOR 4.2mm PITCH, VERTICAL, DIP TYPE				
				LINEAR	ANGLES			PART NO. SEE TABLE				
				X±0.40	X°±	APPD: Jason	MAT'L:	DWG NO. C-5099				
				.X±0.30	.X°±	CHKD: Schumi	FINISH:		UNITS	SCALE	SHEET	REV
REV	ECN NO.	NAME	DATE	.XX±0.20	.XX°±	DRWN: Terry	Q'TY:		MM	1 : 1	1 OF 6	0
				.XXX±0.10	.XXX°±					CUSTOMER		



TWO BOARDLOCK

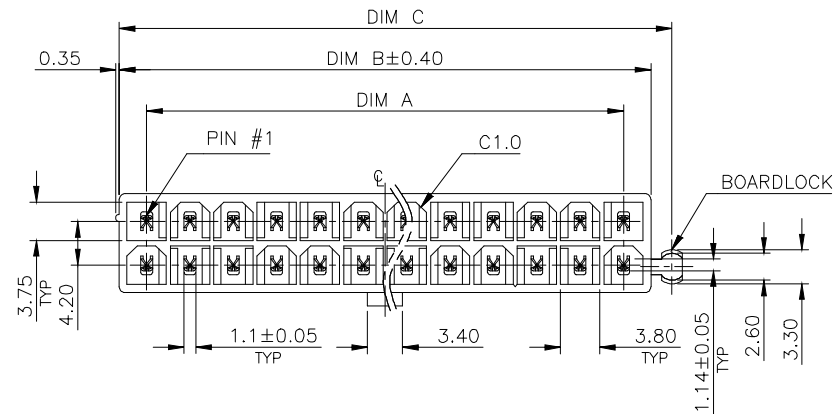
- NOTE:
- MATERIAL:
HOUSING: PA9T, UL94 V-0, COLOR: (SEE TABLE).
CONTACTS: BRASS.
 - FINISH:
CONTACTS: 3.05um [120u"] MIN. MATTE-TIN.
1.27um [50u"] MIN. NICKEL UNDERPLATED ALL OVER.
 - WAVE SOLDER CAPABLE TO 265°C PER TEST SPEC.
109-202, CONDITION B.
 - NO TE LOGO AND DATE CODE ON THE PRODUCT WITH 4 POS.
 - THE KEY IDENTIFIED WAS SHOWN ON PAGE 5.



RECOMMENDED PCB LAYOUT
TOLERANCE: ±0.05 T=1.6mm

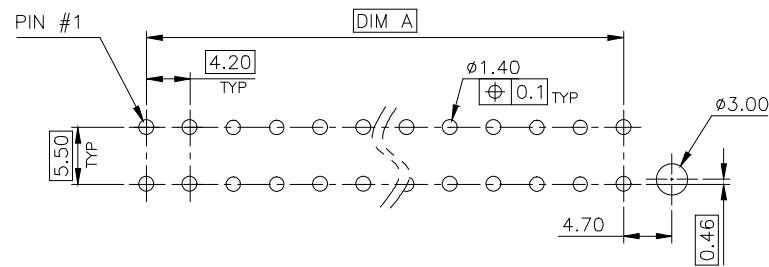
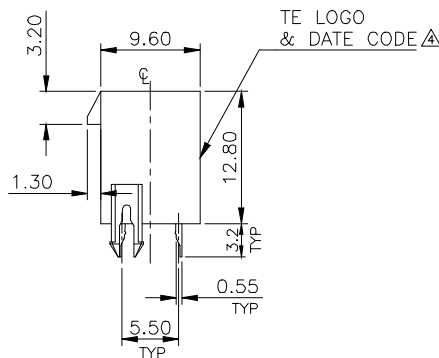
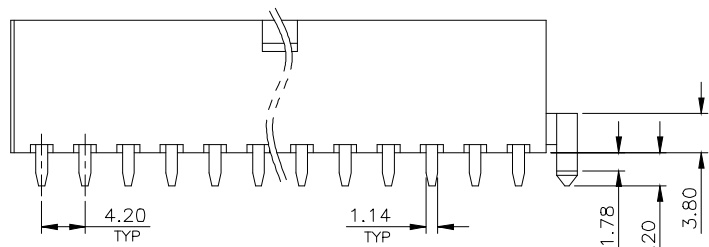
IVORY PA9T	3.54	29.4	34.7	38.8	16	2-5099-9
	5.43	46.2	51.5	55.6	24	2-5099-8
	4.33	37.8	43.1	47.2	20	2-5099-7
	3.93	33.6	38.9	43.0	18	2-5099-6
	3.14	25.2	30.5	34.6	14	2-5099-5
	2.74	21.0	26.3	30.4	12	2-5099-4
	2.34	16.8	22.1	26.2	10	2-5099-3
	1.95	12.6	17.9	22.0	8	2-5099-2
	1.55	8.4	13.7	17.8	6	2-5099-1
1.16	4.2	9.5	13.6	4	2-5099-0	
HSG COLOR & MATERIAL	WEIGHT	DIM A	DIM B	DIM C	POS.	PART NUMBER

				TOLERANCE		UMax conn 东莞市友贸实业有限公司 DONGGUAN UMAXCONN ENTERPRISE LIMITED		TITLE: ATX POWER CONNECTOR 4.2mm PITCH, VERTICAL, DIP TYPE				
				LINEAR	ANGLES			PART NO. SEE TABLE				
				X±0.40	X°±	APPD: Jason	MAT'L:	DWG NO. C-5099				
				.X±0.30	.X°±	CHKD: Schumi	FINISH:		UNITS	SCALE	SHEET	REV
REV	ECN NO.	NAME	DATE	.XX±0.20	.XX°±	DRWN: Terry	Q'TY:		MM	1:1	2 OF 6	0
				.XXX±0.10	.XXX°±					CUSTOMER		



- NOTE:
- MATERIAL:
 - HOUSING: PA9T, UL94 V-0, COLOR: (SEE TABLE).
 - CONTACTS: BRASS.
 - FINISH:
 - CONTACTS: 3.05um [120u"] MIN. MATTE-TIN.
 - 1.27um [50u"] MIN. NICKEL UNDERPLATED ALL OVER.
 - WAVE SOLDER CAPABLE TO 265°C PER TEST SPEC. 109-202, CONDITION B.
- ⚠ NO TE LOGO AND DATE CODE ON THE PRODUCT WITH 4 POS.
5. THE KEY IDENTIFIED WAS SHOWN ON PAGE 5.

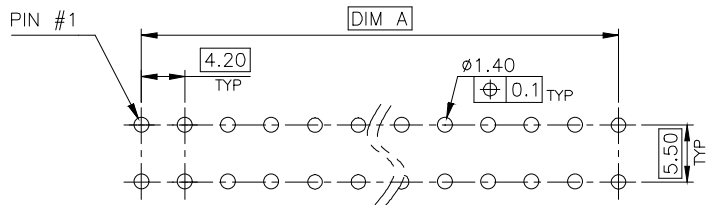
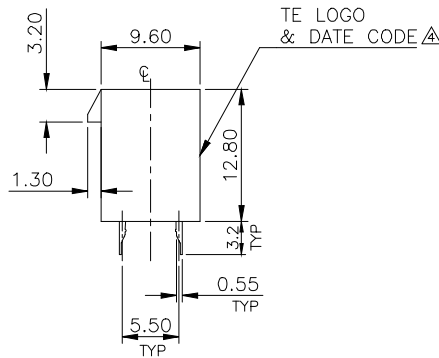
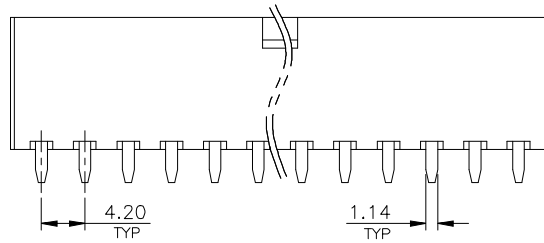
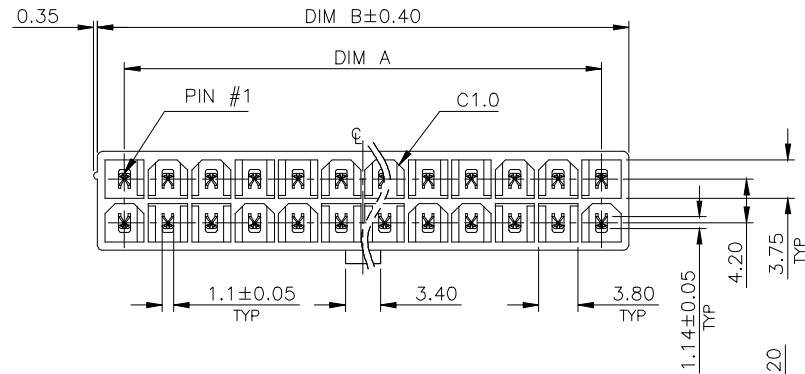
ONE BOARDLOCK (RIGHT)



RECOMMENDED PCB LAYOUT
TOLERANCE: ±0.05 T=1.6mm

IVORY PA9T	5.40	46.2	51.5	53.55	24	3-5099-8
	4.30	37.8	43.1	45.15	20	3-5099-7
	3.90	33.6	38.9	40.95	18	3-5099-6
	3.11	25.2	30.5	32.55	14	3-5099-5
	2.71	21.0	26.3	28.35	12	3-5099-4
	2.31	16.8	22.1	24.15	10	3-5099-3
	1.92	12.6	17.9	19.95	8	3-5099-2
	1.52	8.4	13.7	15.75	6	3-5099-1
1.13	4.2	9.5	11.55	4	3-5099-0	
HSG COLOR & MATERIAL	WEIGHT	DIM A	DIM B	DIM C	POS.	PART NUMBER

				TOLERANCE		UMax conn 东莞市友贸实业有限公司 DONGGUAN UMAXCONN ENTERPRISE LIMITED		TITLE: ATX POWER CONNECTOR 4.2mm PITCH, VERTICAL, DIP TYPE				
				LINEAR	ANGLES			PART NO. SEE TABLE				
				X±0.40	X°±	APPD: Jason	MAT'L:	DWG NO. C-5099				
				.X±0.30	.X°±	CHKD: Schumi	FINISH:		UNITS	SCALE	SHEET	REV
REV	ECN NO.	NAME	DATE	.XX±0.20	.XX°±	DRWN: Terry	Q'TY:		MM	1 : 1	3 OF 6	0
				.XXX±0.10	.XXX°±					CUSTOMER		



RECOMMENDED PCB LAYOUT
TOLERANCE: ±0.05 T=1.6mm

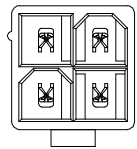
NOTE:

- 1.MATERIAL:
HOUSING: PA9T, UL94 V-0, COLOR: (SEE TABLE).
CONTACTS: BRASS.
2. FINISH:
CONTACTS: 3.05um [120u"] MIN. MATTE-TIN.
1.27um [50u"] MIN. NICKEL UNDERPLATED ALL OVER.
3. WAVE SOLDER CAPABLE TO 265°C PER TEST SPEC.
109-202, CONDITION B.
- △ NO TE LOGO AND DATE CODE ON THE PRODUCT WITH 4 POS.
5. THE KEY IDENTIFIED WAS SHOWN ON PAGE 5.

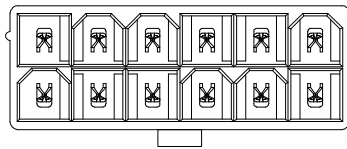
NO BOARDLOCK

IVORY PA9T	5.37	46.2	51.5	24	4-5099-8
	4.27	37.8	43.1	20	4-5099-7
	3.87	33.6	38.9	18	4-5099-6
	3.08	25.2	30.5	14	4-5099-5
	2.68	21.0	26.3	12	4-5099-4
	2.28	16.8	22.1	10	4-5099-3
	1.89	12.6	17.9	8	4-5099-2
	1.49	8.4	13.7	6	4-5099-1
	1.10	4.2	9.5	4	4-5099-0
HSG COLOR & MATERIAL	WEIGHT	DIM A	DIM B	POS.	PART NUMBER

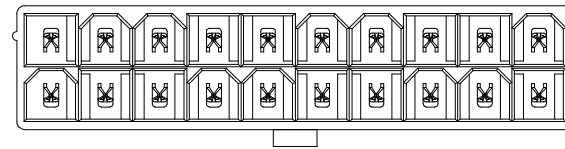
				TOLERANCE		UMax conn 东莞市友贸实业有限公司 DONGGUAN UMAXCONN ENTERPRISE LIMITED		TITLE: ATX POWER CONNECTOR 4.2mm PITCH, VERTICAL, DIP TYPE			
				LINEAR	ANGLES			PART NO. SEE TABLE			
				X±0.40	X°±	APPD: Jason	MAT'L:	DWG NO. C-5099			
				.X±0.30	.X°±	CHKD: Schumi	FINISH:	UNITS SCALE SHEET REV			
				.XX±0.20	.XX°±	DRWN: Terry	Q'TY:	MM	1:1	4 OF 6	0
REV	ECN NO.	NAME	DATE	.XXX±0.10	.XXX°±						



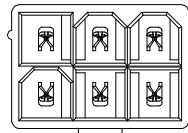
4 POS



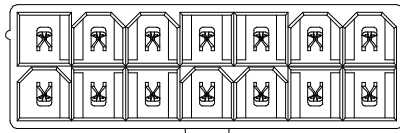
12 POS



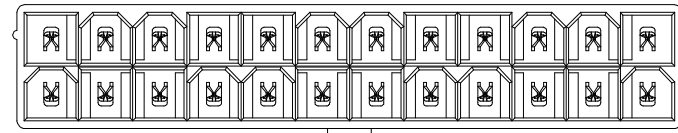
20 POS



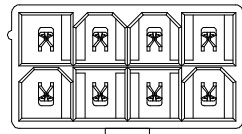
6 POS



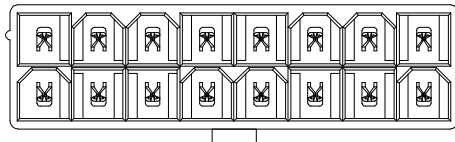
14 POS



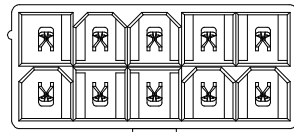
24 POS



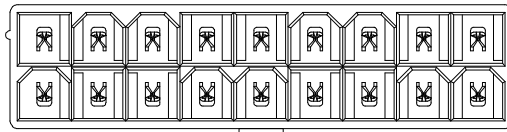
8 POS



16 POS



10 POS



18 POS

KEY POSITION IDENTIFIED
(TOP VIEW)

REV	ECN NO.	NAME	DATE

TOLERANCE	
LINEAR	ANGLES
X \pm 0.40	X $^{\circ}$ \pm
.X \pm 0.30	.X $^{\circ}$ \pm
.XX \pm 0.20	.XX $^{\circ}$ \pm
.XXX \pm 0.10	.XXX $^{\circ}$ \pm

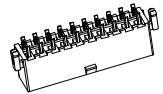
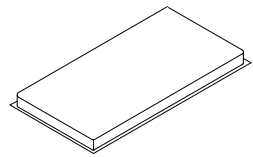
UMax conn 东莞市友贸实业有限公司
DONGGUAN UMAXCONN ENTERPRISE LIMITED

APPD: Jason MAT'L:
CHKD: Schumi FINISH:
DRWN: Terry Q'TY:

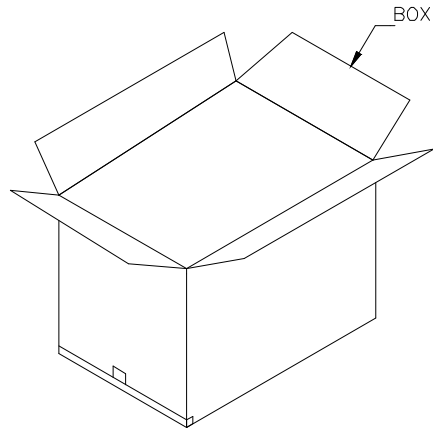
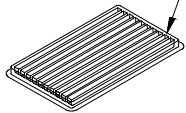
TITLE: ATX POWER CONNECTOR
4.2mm PITCH, VERTICAL, DIP TYPE

PART NO. SEE TABLE
DWG NO. C-5099

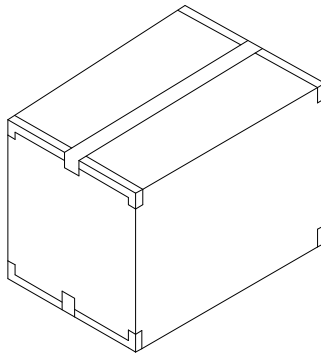
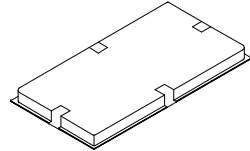
UNITS	SCALE	SHEET	REV
MM	1 : 1	5 OF 6	0



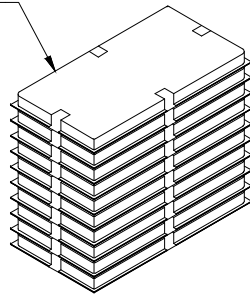
QUANTITY SEE TABLE



BOX



10 TRAY



NOTES:

- 1. TRAY : PVC, SIZE: 330mm(L)X 265mm(W)X 22mm(H).
- 2. BOX : CORRUGATED, SIZE: 350mm(L)X 279mm(W)X 195mm(H).
- 3. QUANTITY: SEE TABLE.

LINE NO.	TRAY NO.	TRAY DIM (LxWxH)	TRAY QTY	BOX QTY	BOX DIM (LxWxH)	NO. OF BOARDLOCK
2	1	5.94 x 4.34 x 22	80	10	800 x 265 x 22	24
2	2	5.93 x 4.33 x 22	100	10	1000 x 265 x 22	20
2	3	5.53 x 3.93 x 22	100	10	1000 x 265 x 22	18
2	4	5.85 x 4.25 x 22	120	10	1200 x 265 x 22	16
2	5	6.00 x 4.40 x 22	140	10	1400 x 265 x 22	14
2	6	5.98 x 4.38 x 22	160	10	1600 x 265 x 22	12
2	7	5.81 x 4.21 x 22	180	10	1800 x 265 x 22	10
2	8	5.89 x 4.29 x 22	220	10	2200 x 265 x 22	8
2	9	5.94 x 4.34 x 22	280	10	2800 x 265 x 22	6
2	10	5.78 x 4.18 x 22	360	10	3600 x 265 x 22	4
2	11	5.92 x 4.32 x 22	80	10	800 x 265 x 22	24
2	12	5.90 x 4.30 x 22	100	10	1000 x 265 x 22	20
2	13	6.28 x 4.68 x 22	120	10	1200 x 265 x 22	18
2	14	5.95 x 4.35 x 22	140	10	1400 x 265 x 22	14
2	15	5.94 x 4.34 x 22	160	10	1600 x 265 x 22	12
2	16	6.22 x 4.62 x 22	200	10	2000 x 265 x 22	10
2	17	6.21 x 4.61 x 22	240	10	2400 x 265 x 22	8
2	18	6.16 x 4.56 x 22	300	10	3000 x 265 x 22	6
2	19	6.35 x 4.75 x 22	420	10	4200 x 265 x 22	4
2	20	5.90 x 4.30 x 22	80	10	800 x 265 x 22	24
2	21	5.87 x 4.27 x 22	100	10	1000 x 265 x 22	20
2	22	6.24 x 4.64 x 22	120	10	1200 x 265 x 22	18
2	23	5.91 x 4.31 x 22	140	10	1400 x 265 x 22	14
2	24	6.42 x 4.82 x 22	180	10	1800 x 265 x 22	12
2	25	6.16 x 4.56 x 22	200	10	2000 x 265 x 22	10
2	26	6.51 x 4.91 x 22	260	10	2600 x 265 x 22	8
2	27	6.67 x 5.07 x 22	340	10	3400 x 265 x 22	6
2	28	6.88 x 5.28 x 22	480	10	4800 x 265 x 22	4
GROSS WEIGHT	NET WEIGHT	PCS /TRAY	TRAYS /BOX	PCS /BOX	POS.	NO. OF BOARDLOCK

REV	ECN NO.	NAME	DATE	TOLERANCE	
				LINEAR	ANGLES
				X±0.40	X°±
				.X±0.30	.X°±
				.XX±0.20	.XX°±
				.XXX±0.10	.XXX°±

UMax conn 东莞市友贸实业有限公司
DONGGUAN UMAXCONN ENTERPRISE LIMITED

APPD: Jason MAT'L:

CHKD: Schumi FINISH:

DRWN: Terry Q'TY:

TITLE: ATX POWER CONNECTOR
4.2mm PITCH, VERTICAL, DIP TYPE

PART NO. SEE TABLE

DWG NO. C-5099

UNITS	SCALE	SHEET	REV
MM	1 : 1	6 OF 6	0