

6.0 mm×3.5 mm SMD Light Touch Switches

Type: **EVQPE1/EVQPN/EVQ5P**



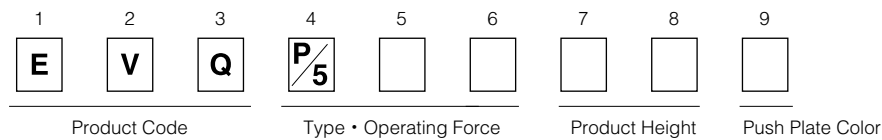
■ Features

- External dimensions : 6.0 mm×3.5 mm, Height 4.3 mm, 5.0 mm

■ Recommended Applications

- Operating switches for other electronic equipment

■ Explanation of Part Numbers


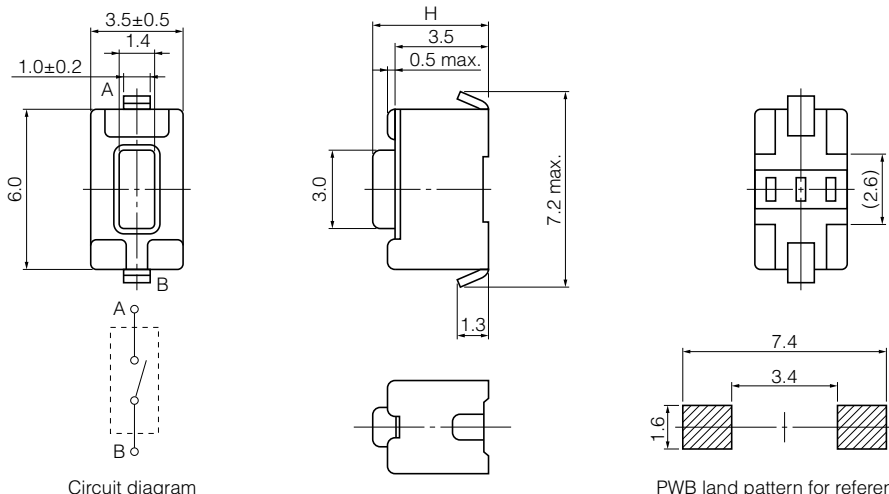


■ Specifications

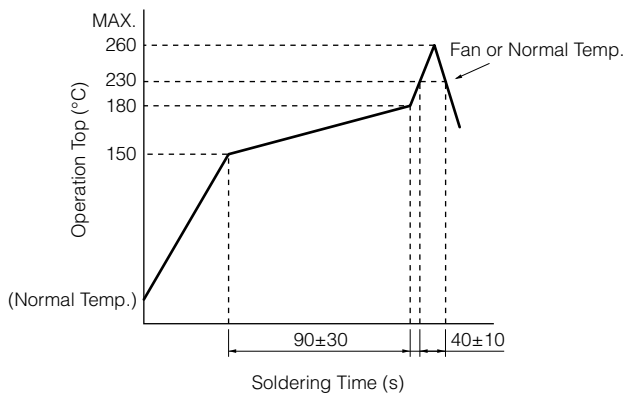
Type		Snap action/Push-on type SPST	
Electrical	Circuit Diagram		
	Rating	10 μA 2 V DC to 50 mA 12 V DC (Resistive load)	
	Contact Resistance	100 mΩ max.	
	Insulation Resistance	100 MΩ min. (at 100 V DC)	
	Dielectric Withstanding Voltage	250 V AC for 1 minute	
	Bouncing	10 ms max. (ON, OFF)	
Mechanical	Operating Force	1.0 N±0.5N (Low force type) 1.6 N±0.5 N (Standard)	2.4 N±0.6 N
	Travel	0.25 mm ^{+0.20} / _{-0.10} mm	
Endurance	Operating Life	50,000 cycles min.	30,000 cycles min.
Operating Temperature		-30 °C to +85 °C	
Storage Temperature		-40 °C to +85 °C (Bulk) -20 °C to +60 °C (Taping)	
Minimum Quantity/Packing Unit		2,000 pcs. Embossed Taping(Reel Pack) (H = 5.0 mm)	2,500 pcs. Embossed Taping(Reel Pack) (H = 4.3 mm)
Quantity/Carton		10,000 pcs. (H = 5.0 mm)	12,500 pcs. (H = 4.3 mm)

Design and specifications are each subject to change without notice. Ask factory for the current technical specifications before purchase and/or use.
Should a safety concern arise regarding this product, please be sure to contact us immediately.

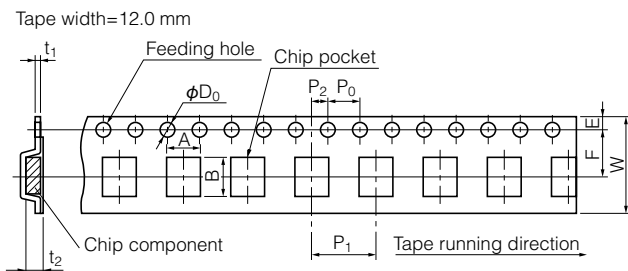
■ Dimensions in mm (not to scale)

<p>EVQPE1 EVQPNF EVQ5PN</p> <p>(Embossed Taping)</p> 	<p>General dimension tolerance : ± 0.3 () dimensions are reference dimensions.</p>  <p>Circuit diagram</p> <p>PWB land pattern for reference</p>			
<p>Part Numbers</p>	<p>Operating Force</p>	<p>H=Height</p>	<p>Push Plate Color</p>	<p>Operating Life</p>
EVQPE104K	1.0 N	4.3 mm	Black	50,000 cycles
EVQPE105K	1.0 N	5.0 mm	Black	50,000 cycles
EVQPNF04M	1.6 N	4.3 mm	Natural	50,000 cycles
EVQPNF05M	1.6 N	5.0 mm	Natural	50,000 cycles
EVQ5PN04K	2.4 N	4.3 mm	Black	30,000 cycles
EVQ5PN05K	2.4 N	5.0 mm	Black	30,000 cycles

■ Recommended Reflow Soldering Conditions



● Embossed Carrier Taping



Taping condition : Lack of products in the middle of taping should be one MAX, but total quantity specified in the specifications should be secured.

Peeling off strength of top tape : It should be within 0.2N to 1.0N at 165 degree in peeling off angle.

Joint of carrier tape : One joint per one reel may exist.

Unit: mm

Part No.	Height	A	B	W	F	E	P_1	P_2	P_0	D_0 Dia.	t_1	t_2
EVQPE1 EVQPN EVQ5P	4.3/5.0	5.8 ± 0.2	7.9 ± 0.2	12.0 ± 0.3	5.5 ± 0.1	1.75 ± 0.10	8.0 ± 0.1	2.0 ± 0.1	4.0 ± 0.1	$1.5^{+0.1}_{-0}$	0.4 ± 0.05	$4.5/5.2 \pm 0.2$

Design and specifications are each subject to change without notice. Ask factory for the current technical specifications before purchase and/or use.
Should a safety concern arise regarding this product, please be sure to contact us immediately.

Requests to customers

Please refer to "the latest product specifications" when designing your product.

Requests to customers :

<https://industrial.panasonic.com/ac/e/salespolicies/>

Safety Precautions

When using our products, no matter what sort of equipment they might be used for, be sure to confirm the applications and environmental conditions with our specifications in advance.

Please contact

Panasonic Corporation

Electromechanical Control Business Division

■ 1006, Oaza Kadoma, Kadoma-shi, Osaka 571-8506, Japan
industrial.panasonic.com/ac/e/

Panasonic[®]

©Panasonic Corporation 2019